



I hereby give notice that an Ordinary Meeting of Council will be held on:

Date: Wednesday, 26 February 2025
Time: 9:00 AM
Location: Council Chamber
Cnr Lardil Street & Djinkiya Street
Gununa

MORNINGTON SHIRE COUNCIL

Ordinary Council Meeting

26 February 2025

Gary Uhlmann
Chief Executive Officer

To empower our Community – Our people
To feel solid and strong like the rock in Mundalbe
To taste and hear the breaking waves of change
To establish clean, safe, healthy lifestyles togetherness
Pride and respect for each other in our culture, achievements and successes.
To see and smell the compassion and peacefulness of our community

Order Of Business

1	Opening of Meeting	5
2	Acknowledgement Of Country	5
3	Present	5
4	Leave of Absence	5
5	Disclosure of Interest – Councillors and Staff	5
6	Condolences and Memorials	5
7	Confirmation of Minutes	6
	7.1 Confirmation of Minutes - Ordinary Council Meeting - 29 January 2025	6
8	Deputations	15
9	Action Schedule	15
	Nil	
10	Policy Documents	15
	Nil	
	Reception & Consideration of Officers Reports	15
11	Mayor and Councillors Reports	16
	11.1 Notice of Motion - Recommended road closures	16
12	Chief Executive Officer Report	17
	12.1 Chief Executive Officer's report	17
13	Finance	19
	13.1 Banking Authorities - Westpac financial institute	19
	13.2 Financial report	20
14	Human Resources Management	31
	14.1 Human Resources report	31
15	Governance	34
	15.1 2025 Civic Leaders Summit	34
	15.2 Correspondence from the Honorary Catherine King MP - Infrastructure priority list reforms	43
	15.3 Interim Local Advisory Committee	66
16	Planning and Communities	68
	16.1 Queensland Government Department of Housing Tenancy Services Update	68
	16.2 Forward remote capital funding agreement	72
	16.3 Accommodation and Hospitality report	73
	16.4 Forward remote capital housing program - Priority plug-in construction list	76
	16.5 Youth Hub report	78
17	Housing Department	81
	17.1 Housing & Facilities Report	81
18	Facilities Department	85

Nil

19 Engineering..... 86

 19.1 Engineering report..... 86

20 General Business..... 88

Nil

21 Confidential Reports..... 88

Nil

22 Next Meeting 88

23 Closure 88

1 OPENING OF MEETING**2 ACKNOWLEDGEMENT OF COUNTRY**

I would like to begin by acknowledging the Traditional Owners of the land on which we meet today, the Lardil people of Mornington Island and pay our respects to Elders past and present. We would also like to acknowledge the Kaiadilt, Yangkaal, Waanyi, Gangalidda and Garrawa people who share our homelands.

3 PRESENT**4 LEAVE OF ABSENCE****5 DISCLOSURE OF INTEREST – COUNCILLORS AND STAFF****6 CONDOLENCES AND MEMORIALS**

7 CONFIRMATION OF MINUTES

7.1 CONFIRMATION OF MINUTES - ORDINARY COUNCIL MEETING - 29 JANUARY 2025

Author: Director Corporate and Community

Attachments: 1. Ordinary Council Meeting Minutes - 29 January 2025

OFFICER'S RECOMMENDATION

That the Minutes of the Ordinary Council held on Wednesday 29 January 2025 be received and the recommendations therein be adopted.

**MINUTES OF MORNINGTON SHIRE COUNCIL
ORDINARY COUNCIL MEETING
HELD AT THE COUNCIL CHAMBER, MISSION ROAD, GUNUNA
ON WEDNESDAY 29 JANUARY 2025 AT 9:00 AM**

1 OPENING OF MEETING

The meeting was opened by Deputy Mayor Robert Thompson at 9:16am.

2 ACKNOWLEDGEMENT OF COUNTRY

I would like to begin by acknowledging the Traditional Owners of the land on which we meet today, the Lardil people of Mornington Island and pay our respects to Elders past and present. We would also like to acknowledge the Kaiadilt, Yangkaal, Waanyi, Gangalidda and Garawa people who share our homelands.

3 PRESENT

Deputy Mayor Robert Thompson, Cr Farrah Linden, Cr Renee Wilson, Cr Jane Ah Kit.
Gary Uhlmann (Chief Executive Officer) and Skye Price (Director Corporate and Community).

4 LEAVE OF ABSENCE

That the apology received from Mayor Richard Sewter be accepted and leave of absence granted.

5 DISCLOSURE OF INTEREST – COUNCILLORS AND STAFF

Nil

6 CONDOLENCES AND MEMORIALS

A minute's silence was observed for loved ones.

7 CONFIRMATION OF MINUTES**7.1 CONFIRMATION OF MINUTES - ORDINARY COUNCIL MEETING - 11 DECEMBER 2024****RESOLUTION 2025/1**

Moved: Cr Farrah Linden

Seconded: Cr Renee Wilson

1. That the Minutes of the Ordinary Council held on Wednesday 11 December 2024 be received and the recommendations therein be adopted.

CARRIED 4/0

Cr Jane Ah Kit requested a formal notation for December 2024 Ordinary Council minutes: The information and recommendation related to potential procurement of a grader for the roads crew, tabled as a late report during the December 2024 Ordinary Council meeting should have included additional product, financial and supplier details, as well as comparative costings, to enable Councillors to make an informed decision about the purchase of an expensive asset/ piece of equipment (Resolution 2024/172).

8 DEPUTATIONS

11:00am **Mornington Island Local Housing Plan – Introduction**

Vanessa Brindell, Tammie Rae, Raechel Oleszek
Queensland Government, Department of Housing and Public Works
First Nations Housing and Homelessness

9 ACTION SCHEDULE

9.1 ACTION SCHEDULE

RESOLUTION 2025/2

Moved: Cr Farrah Linden
Seconded: Deputy Mayor Robert Thompson

That the action schedule as tabled be updated and that completed items be removed.

CARRIED 4/0

10 POLICY DOCUMENTS

10.1 PROCUREMENT POLICY, CONTRACTS MANUAL AND PROBITY PLAN

RESOLUTION 2025/3

Moved: Deputy Mayor Robert Thompson
Seconded: Cr Jane Ah Kit

That Council endorse the revised Procurement policy, contracts manual and probity plan inclusive of an updated financial delegations listing, for the 2025 calendar year.

CARRIED 4/0

9:57 am, Cr Renee Wilson left the meeting.

10:04 am, Cr Renee Wilson returned to the meeting.

10:38am, Cr Jane Ah Kit left the meeting.

10:44am, Cr Jane Ah Kit returned to the meeting.

RECEPTION & CONSIDERATION OF OFFICERS REPORTS**11 MAYOR AND COUNCILLORS REPORTS****11.1 MAYOR AND COUNCILLOR REPORTS****RESOLUTION 2025/4**

Moved: Cr Farrah Linden

Seconded: Cr Renee Wilson

That Council receive and note the Mayor and Councillors' verbal reports for January 2025.
No report from Mayor Richard Sewter owing to a leave of absence.

CARRIED 3/0

Mayor Richard Sewter

- No report owing to leave of absence.

Cr. Farrah Linden

- Calendar Events – to establish a calendar with other stakeholders, for community promotion and distribution
- Funerals – there are three (3) pending
- Maintenance of cemetery – Formal grave marking and repairs for crosses are necessary. Also, planning for cemetery expansion is critical.
- Road issues – New culvert has washouts and is causing damage to vehicles. Concrete works were completed at the wrong time of year. Road program should take account of seasons.
CEO advised that in early February 2025, a maintenance plan will be prepared for annual road works, with all roads program stakeholders.

Cr. Renee Wilson

- Community Engagement – Better promotion of community events is necessary.
Cr Farrah Linden – install a noticeboard somewhere central so community members know of upcoming events.
The Sport and Recreation Officer vacancy has been advertised. A local community member has shown interest in the role.
Cr. Farrah Linden – Role has traditionally been under resourced and inconsistent.

Deputy Mayor Bobby Thompson

- Youth issues – machetes have been an issue within community. Police need to be alerted.
- Roads are in need of urgent repairs/upgrades with establishment of a maintenance plan.
- Caution signs should be installed at the culvert as there is a dangerous 2 foot drop.
For any road works, road crew should consult with the locals for input and advice.

CEO advised that in early February 2025, an annual maintenance plan will be prepared for road works. Roads to outstations will be included in program.

Cr Jane Ah Kit

- No report owing to temporary departure from the meeting.

12 CHIEF EXECUTIVE OFFICER REPORT

12.1 CHIEF EXECUTIVE OFFICER'S REPORT JANUARY 2025

RESOLUTION 2025/5

Moved: Cr Farrah Linden

Seconded: Cr Jane Ah Kit

That Councillors receive and note the Chief Executive Officer's reform program report for January 2025.

CARRIED 3/0

Deputy Mayor adjourned the meeting at 10:50am.
Deputy Mayor recommenced the meeting at 11:00am.

13 FINANCE

13.1 FINANCIAL REPORT

RESOLUTION 2025/6

Moved: Cr Jane Ah Kit

Seconded: Cr Farrah Linden

That Council receive and note the financial report for January 2025.

CARRIED 4/0

13.2 AUDITED FINANCIAL STATEMENTS YEAR ENDED 30 JUNE 2023

RESOLUTION 2025/7

Moved: Cr Jane Ah Kit

Seconded: Cr Renee Wilson

That Council receive and note the audited financial statements for year ended 30 June 2023.

CARRIED 4/0

Deputy Mayor adjourned the meeting at 12:48pm.
Deputy Mayor recommenced the meeting at 1:16pm.

12:48 pm, Cr Jane Ah Kit left the meeting.

1:38 pm, Cr Jane Ah Kit returned to the meeting.

14 HUMAN RESOURCES MANAGEMENT

14.1 HUMAN RESOURCES REPORT

RESOLUTION 2025/8

Moved: Cr Farrah Linden

Seconded: Cr Renee Wilson

That Council receive and note the human resources report for January 2025.

CARRIED 4/0

2:21 pm, Cr Renee Wilson left the meeting.

2:23 pm, Cr Renee Wilson returned to the meeting.

15 GOVERNANCE

15.1 LOCAL THRIVING COMMUNITIES INTERIM LOCAL ADVISORY COMMITTEE

Six (6) expressions of interest received from different families/tribes.

The expression of interest period will continue for an additional two (2) extra weeks, to encourage additional interest. Councillors will also distribute expression of interest forms and promote the advisory committee opportunity.

Workshop to be scheduled Friday 7 February 2025, for expressions of interest review.

16 PLANNING AND COMMUNITIES

16.1 CORRESPONDENCE FROM MINISTER FOR HOUSING AND PUBLIC WORKS, MINISTER FOR YOUTH, SAM O'CONNELL

RESOLUTION 2025/9

Moved: Cr Renee Wilson

Seconded: Deputy Mayor Robert Thompson

That Council receive and note correspondence dated 10 January 2025 from Minister for Housing and Public Works, Minister for Youth, Sam O'Connell related to the Queensland Government Remote Home Ownership Program.

CARRIED 4/0

16.2 QUEENSLAND GOVERNMENT DEPARTMENT OF HOUSING TENANCY SERVICES UPDATE**RESOLUTION 2025/10**

Moved: Cr Renee Wilson

Seconded: Deputy Mayor Robert Thompson

That Council receive and note the report related to Queensland Government Department of Housing Tenancy Services for January 2025.

CARRIED 4/0

16.3 ACCOMMODATION AND HOSPITALITY REPORT**RESOLUTION 2025/11**

Moved: Cr Farrah Linden

Seconded: Cr Renee Wilson

That Council receive and note the report related to accommodation and hospitality for January 2025.

CARRIED 4/0

16.4 YOUTH HUB SCHOOL HOLIDAY PROGRAMMING - PRELIMINARY REPORT**RESOLUTION 2025/12**

Moved: Cr Renee Wilson

Seconded: Cr Farrah Linden

That Council receive and note the report related to December 2024 and January 2025 youth hub and school holiday programming activities.

CARRIED 4/0

16.5 Q COAST - FIRST NATIONS COASTAL HAZARD STUDY - ASSET EXPOSURE AND RECOMMENDATIONS FINAL REPORT**RESOLUTION 2025/13**

Moved: Cr Farrah Linden

Seconded: Cr Renee Wilson

That Council receive and note the LGAQ correspondence dated 3 January 2025 and Q Coast First Nations Coastal Hazard study – Asset exposure and recommendation final report, dated September 2023.

CARRIED 4/0

16.6 INFORMATION, COMMUNICATION AND TECHNOLOGY (ICT)

Overview related to Telstra, WIFI and connectivity challenges.

17 HOUSING DEPARTMENT**17.1 HOUSING & FACILITIES REPORT****RESOLUTION 2025/14**

Moved: Cr Jane Ah Kit

Seconded: Cr Farrah Linden

That Council receive and note the housing report for January 2025.

CARRIED 4/0

18 FACILITIES DEPARTMENT

Nil

19 ENGINEERING**19.1 ENGINEERING REPORT****RESOLUTION 2025/15**

Moved: Cr Farrah Linden

Seconded: Cr Renee Wilson

That Council receive and note the Engineering division report for January 2025.

CARRIED 4/0

3:44 pm, Cr Renee Wilson left the meeting.

3:46 pm, Cr Renee Wilson returned to the meeting.

20 GENERAL BUSINESS

Cr. Jane Ah Kit

- Queensland Reconstruction Authority – Request for a video conferencing meeting with QRA and Councillors.
- Technical Working Group meeting – Request for CEO to distribute meeting minutes.

Cr. Farrah Linden

- Digital Business Cards – waiting on proofs.
- Councillor debit/credit card
- Mayor meetings – Advise sought about meetings that the Mayor will attend.

21 CONFIDENTIAL REPORTS

Nil

22 NEXT MEETING

The next meeting will be held on 26 February 2025.

23 CLOSURE

Deputy Mayor Robert Thompson closed the meeting at 4:08pm.

Gary Uhlmann
Chief Executive Officer.

Minutes Confirmed:

Mayor

Date: [enter date](#)

Gary Uhlmann
Chief Executive Officer

8 DEPUTATIONS

11:30am **Robyn Learmouth, Engagement Officer, Australian bureau of statistics**

- Census 2026
- Health Data Return on Investment
- Data needs
- Training needs

9 ACTION SCHEDULE

To be tabled in the meeting.

10 POLICY DOCUMENTS

Nil

RECEPTION & CONSIDERATION OF OFFICERS REPORTS

11 MAYOR AND COUNCILLORS REPORTS**11.1 NOTICE OF MOTION - RECOMMENDED ROAD CLOSURES**

Attachments: Nil

I, Councillor Robert Thompson , give notice that at the next Ordinary Meeting of Council be held on 26 February 2025, I intend to move the following motion:-

RATIONALE

I have inspected the roads and have taken pictures of the damage at the intersection of Sidney Island and Balaleah Roads.

We will have to keep any trucks and heavy plant off until better weather. A lot of funding from the government will be required to get it back to being safe enough to use again.

We will have to close both roads in the meantime, to prevent accidents.

From what I can see, it seems that the people who have done this work have not asked the local people how the rain and the land scope with the work being done.

People coming in to do jobs here need to ask for local advice to achieve the best outcomes.

I have now inspected the road network with the Road Managers to identify the old roads to the Outstations for renewal works, existing and new gravel pits, as well as potential locations and options for water sources for roads work.

We have also discussed location options for two (2) additional road causeways.

Additional discussions are underway for the required road fleet and establishing the second road crew.

I commend this Notice of Motion to Council.

MOTION

That Sidney Island and Balaleah Roads are closed indefinitely (until the dry season) to ensure safety and wellbeing of road users.

12 CHIEF EXECUTIVE OFFICER REPORT**12.1 CHIEF EXECUTIVE OFFICER'S REPORT**

Author: Chief Executive Officer

Attachments: Nil

PURPOSE (EXECUTIVE SUMMARY)

Chief Executive Officer's report related to activities for February 2025.

BACKGROUND & PREVIOUS COUNCIL CONSIDERATION**1. Key Issues**

1. The establishment of an ILUA with GRAC is an important strategic activity that will provide a framework for a range of future initiatives and be of significant benefit for the community. The draft agenda has been developed and forwarded to potential participants with a meeting date to be finalised in March 2025.
2. The finances are in a solid position with careful management of the cashflow between here and 30 June 2025 required, and a particular focus required on outstanding accounts receivable.
3. Work is underway to service all existing roads equipment, to acquire additional equipment and begin the training of the new traffic control team and the build-up of an additional local roads crew.
4. There are a number of major building projects underway including the completion of the new library; completion of the duplex, which has been a troublesome project; the tender for the 4 x 2 bedroom young persons' accommodation; planning for a number of additional plug-ins for existing dwellings; and planning nearly completed for the 13 lot new development on Lardil street; a major redevelopment of the barge area, as well as additional footpaths.
5. There has been a major focus on staff recruitment, training, systems, operational procedures and processes and attitude performance, as well as behaviour of existing employees, which will continue this year.
6. The lack of telecommunications reliability and associated poor performance continues to impact the community and operations of Council. There is a major focus on working with our suppliers to address this.
7. The establishment of the Local Advisory Committee to support Council is a key priority and we are closer to finalising the operations of this group.
8. Communication of council initiatives, status, progress, and regular community meetings and engagement will be a major focus this year especially as Council has many achievements to be proud of.
9. The operation of Councillor Portfolios is a high priority; and we are looking to finalise their strategic priorities soon.

10. The scientific study of water and waste issues for Mornington Island involving an expert project team and water experts from across government has been completed. The recommendations for a water treatment plant have been finalised and the next step is the detailed technical design, followed by an open tender for the supply and installation of a water treatment plant. It is anticipated that the project will be completed by the end of 2025.

RECOMMENDATION

That Councillors receive and note the Chief Executive Officer's report for February 2025.

13 FINANCE**13.1 BANKING AUTHORITIES - WESTPAC FINANCIAL INSTITUTE**

Author: Director Corporate and Community

Attachments: Nil

PURPOSE (EXECUTIVE SUMMARY)

This report is tabled for Elected Members to endorse recommendations related to Westpac banking authorities. This ensures good governance and sound fiscal management, as a part of Council's routine operations.

BACKGROUND & PREVIOUS COUNCIL CONSIDERATION

Westpac banking financial institution has a requirement for banking signatories, administrators and approvers to be endorsed by Council. This is not a statutory requirement; it is a financial services provider administrative requirement.

To ensure positive administrative processes and security measures, Mornington Shire Council banking procedures have a mandatory requirement for two (2) transactional approvers. Recent Executive Leadership Team changes mean that banking approvals require formal proactive updating.

FINANCIAL & RESOURCE IMPLICATIONS

Expenditure approvals are in keeping with financial delegations and Council's designated 2024/25 operating budgets.

RECOMMENDATION

That Council endorse updated authorisations including signatories, administrators and approvers for Westpac bank accounts from 28 February 2025 to retain Gary Uhlmann and Skye Price; include Claire Mousa and Steve Graham; as well as remove Ian McCarthy.

Signatories for all Westpac bank accounts held by Mornington Shire Council will include:

- Gary Uhlmann (no change)
- Skye Price (no change)
- Claire Mousa (new addition)
- Steve Graham (new addition)

Administrators and approvers for all Westpac bank accounts held by Mornington Shire Council will include:

- Gary Uhlmann (no change)
- Skye Price (no change)
- Claire Mousa (new addition)
- Steve Graham (new addition)

Ian McCarthy will be formally removed as signatory, administrator and approver from all Westpac bank accounts held by Mornington Shire Council.

13.2 FINANCIAL REPORT

Author: Financial Accountant

Attachments: 1 Finance report January 2025

PURPOSE (EXECUTIVE SUMMARY)

The purpose of this report is to present Council with a monthly consolidated financial snapshot of key information regarding the financial position of Mornington Shire Council.

BACKGROUND & PREVIOUS COUNCIL CONSIDERATION

Finance reports enable Elected Members to monitor Council performance and conduct duties in a financially responsible manner, whilst being made aware of potential risks, ensuring efficient use of resources and aspiring for long-term sustainability.

All figures are year to date until 31 January 2025.

FINANCIAL & RESOURCE IMPLICATIONS

Council is operating within allocated 2024/25 budgets.

RECOMMENDATION

That Council receive and note the financial report for February 2025.

Monthly Finance Report January 2025

The purpose of this report is to present to the Council a monthly consolidated financial snapshot of key information regarding the financial position of the Mornington Shire Council

This is to enable the council to conduct their duties in a financially responsible manner, whilst being made aware of potential risks

Thus, ensuring decisions are made ensuring the most efficient use of available resources.

This fiscally responsible approach helps to ensure a sustainable local government entity, for the benefit of all stakeholders.

- 2 [Story](#)
- 3 [Learnings](#)
- 4 [Revenue and Expenses](#)
- 5 [Numbers](#)
- 6 [Money](#)
- 7 [Cashflow](#)
- 8 [Compliance](#)
- 9 [Project Status](#)
- 10 [Opportunities](#)

All numbers are year to date up until 31-January-2025

Traffic Lights

	On track
	Need to monitor
	Needs attention

This month Story

Cashflow is positive. Council has \$12m invested with Queensland Treasury Corporation, earning interest.
 Cashflow continues to be monitored closely, to last until 30 June 2025.
 Grant reporting continues to yield regular funds.
 QRA we received \$2m over 6 weeks
 QBuild we received \$600k in the month
 To aid cashflow and avoid bad debts there are to be more prepayments and less credit given
 Library final payment will be made and handed over soon
 House and associated infrastructure funding is potentially \$50m over 5 years
 Preparation of the financials to 30 June 2024 has commenced.
 We have a very narrow window to complete the Audit for 2024 and much work to do.
 Change of focus for finance concentrating on the numbers and assisting other departments

✓
-
✓
✓
✓
✓
✓
-
-
✗
-
✓

Investigating purchasing plant for a second roads crew

✓

Questions and Learnings

How? What? Why? Why? Why?

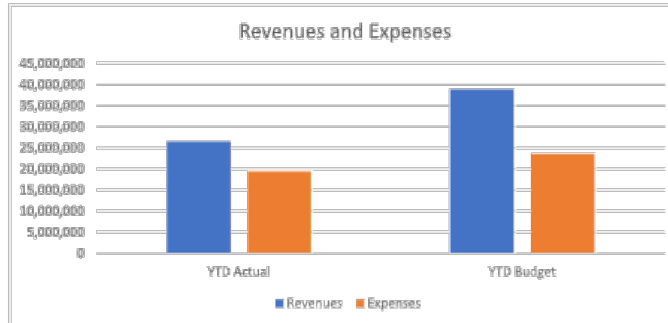
Best question to ask is - What keeps you awake at night?
 This month's focus is the Cashflow Statement
 Who paid us and who did we pay
 Again this was a snap shot of time

Account	Jul 2024	By Month
Normal Business		
Money in	6,179,903.59	money in from normal operational activities. Fees and charges, sales revenue, accommodation, ongoing grants
Money Out	(5,296,899.69)	Money out from normal activity. Staff costs, materials and services
Difference	883,003.90	
Capital Grants		
Money in	344,779.25	Money in from capital grants (only once we have completed, or partially completed the respective project)
Money Out	94,520.18	Money out from capital grants is ongoing as we pay staff costs, materials and services.
Difference	439,299.43	
Other (Super BAS)	(920,443.18)	Other money in and out such as the BAS PAYG Super can be up or down
	(920,443.18)	
	401,860.15	Overall change for the month
Bank		
Start	3,614,859.26	Actual bank balances
Difference	401,860.15	This is the same as the overall for change for the month (must balance to above figure)
End	4,016,719.41	Actual bank balances

Cashflow is vital to our operation and an area of heavy focus

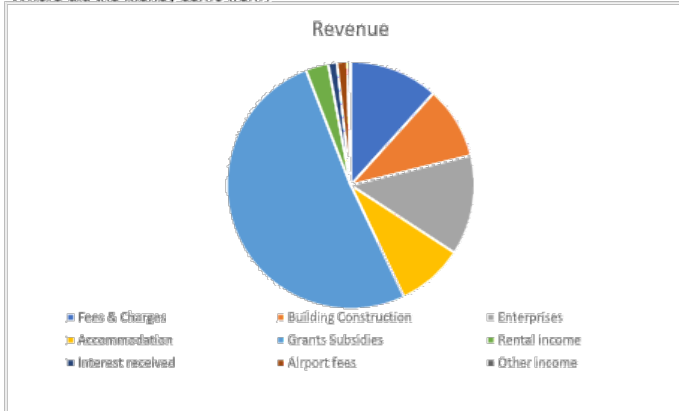
Revenues and Expenses

All numbers are year to date up until 31-January-2025

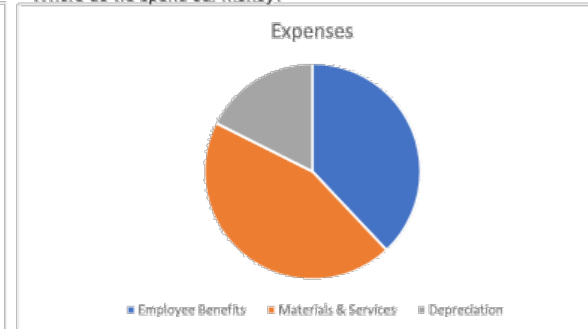


Did we make a profit ?

Where did the Money come from?



Where do we spend our money?



Details in the numbers

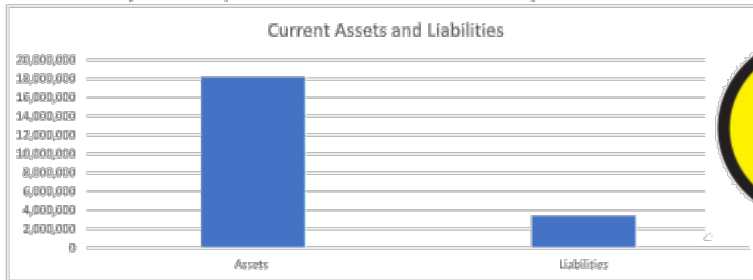
Statement of comprehensive Income Year to date up until 31-January-2025

	Actual \$	Budget \$	Variance \$		Last Year \$	
Revenue						
Recurrent Revenue						
Fees & Charges	3,093,224	3,245,060	-151,836	-	2,963,145	✓
Sales Revenue - Building Construction	2,514,345	2,730,000	-215,655	-	659,439	✓
Sales Revenue - Enterprises	3,464,739	3,270,000	194,739	-	2,573,996	✓
Accommodation	2,310,796	2,465,000	-154,204	-	1,748,622	✓
Total Recurrent Revenue	11,383,105	11,710,060	-326,955		7,945,203	✓
Capital Revenue						
Capital, Grants, Subsidies, Contributions & Donations	13,582,593	25,432,917	-11,850,324	X	13,502,070	-
Total Capital Revenue	13,582,593	25,432,917	-11,850,324		13,502,070	-
	0	0	0		0	
Rental income	790,451	1,023,600	-233,149	-	639,294	✓
Interest received	303,346	134,447	168,899	✓	144,629	✓
Airport Landing & Passenger fees	354,842	344,253	10,589	✓	334,286	✓
Other income	115,170	245,668	-130,698	X	135,781	-
	1,563,808	1,748,168	-184,359		1,253,990	
Total Revenue	26,529,506	38,891,145	-12,361,638		22,701,263	✓
Expenses						
Recurrent Expenses						
Employee Benefits	7,394,968	8,433,350	-1,038,383	✓	6,248,443	✓
Materials & Services	8,651,063	11,810,416	-3,159,353	✓	6,389,053	-
Total Recurrent Expenses	16,046,031	20,243,766	-4,197,735		12,637,496	
Total Expenses	16,046,031	20,243,766	-4,197,735		12,637,496	-
Net Operating Surplus/ (Deficit) Before Depreciation	10,483,476	18,647,379	-8,163,903		10,063,767	✓
Less: Non Cash Expenditure						
Depreciation	3,422,879	3,377,065	45,813	✓	3,439,553	✓
Total Expenditure	19,468,909	23,620,832	-4,151,922		16,077,049	✓
Net Operating Surplus/ (Deficit)	7,060,597	15,270,313	-8,209,716	X	6,624,214	✓

Cash Position

All numbers are year to date up until

31-January-2025



Assets

Cash at bank Unrestricted	4,576,898
Cash at bank Restricted	8,696,129
Debtors	4,926,042
Total	18,199,069

Liabilities

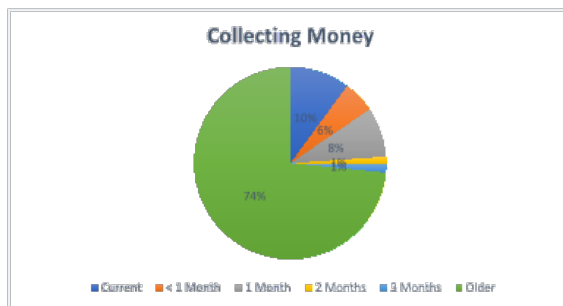
Creditors	1,840,869
GST	-1,229
PAYG	897,823
Employee entitlements	652,004
Total	3,389,467

Receivables

Current	< 1 Month	1 Month	2 Months	3 Months	Older	Total
471,409.91	253,592.16	392,555.60	63,363.69	62,198.53	3,434,223.48	4,677,343.37
38%	8%	2%	2%	2%	56%	100%

Payables

Current	< 1 Month	1 Month	2 Months	3 Months	Older	Total
691,686.01	49,732.28	6,242.07	0.00	0.00	1,093,208.90	1,840,869.26
38%	3%	0%	0%	0%	59%	100%



Who owes us money (Debtors) But hasn't paid soon enough

Who owes us money (Debtors) But hasn't paid soon enough	Over 90 days	Total
AISS (Australian Indigenous Security Service Pty Ltd)	1,348,483	1,490,443
Dept of Energy and Public Works - QBuild BASFW	97,634	97,634
DHLGPPW - Dept of Housing, Local Government, Planr	138,276	187,533
Gulf Regional Aboriginal Corporation	389,479	413,246
GUNUNAMANDA LIMITED T/A Gununamanda Store	160,242	204,632
HC Building and Construction	328,945	473,956
James Construction Queensland Pty Ltd	100,991	92,191
Rex Airlines	174,585	174,586
Total of above and others	\$3,434,223	\$4,677,343



AISS (Australian Indigenous Security	1,008,750	1,155,133
		339,733

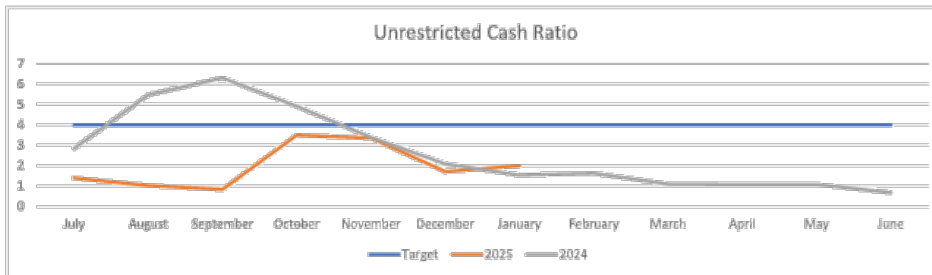
Cashflow

4

All numbers are year to date up until

31-January-2025

Account	Jul 2024	Sept 2024	Dec 2024	Jan 2025
Normal Business				
Money in	6,179,903.59	2,865,109.88	2,502,640.19	1,585,294.32
Money Out	(5,296,899.69)	(2,680,719.14)	(2,823,084.32)	(2,578,501.86)
Difference	883,003.90	184,390.74	(320,444.13)	(993,207.54)
Capital Grants				
Money in	344,779.25	487,991.68	0.00	1,944,439.81
Money Out	94,520.18	(641,613.08)	(809,956.80)	(470,811.87)
Difference	439,299.43	(153,621.40)	(809,956.80)	1,473,627.94
Other (Super BAS)	(920,443.18)	(822,997.55)	(2,598,225.05)	(25,619.71)
	(920,443.18)	(822,997.55)	(2,598,225.05)	(25,619.71)
	401,860.15	(792,228.21)	(3,728,625.98)	454,800.69
Bank				
Start	3,614,859.26	2,728,335.16	7,845,484.50	4,116,858.52
Difference	401,860.15	(792,228.21)	(3,728,625.98)	454,800.69
End	4,016,719.41	1,936,106.95	4,116,858.52	4,571,659.21



This year

Unrestricted Cash Expense Ratio

Month	Target	Actual
July	4	1.40
August	4	1.02
Septemb	4	0.83
October	4	3.49
Novemb	4	3.35
Decemb	4	1.71
January	4	2.00



Are we up to date with all the numbers
and ticking the boxes

Task	Traffic Light	Due	Due next	Notes
ATO Reporting	✓		21/02/2025	
Workover	✓		15/09/2025	
Insurance	✓		4/03/2025	
Audit 2024	✓			Balance Sheet reconciliations in progress
Grant reporting	✓		15/02/2025	Greatly improved quarterly reporting commenced a first for a considerable time
Paying Invoices	✓	Ongoing		With the exception of AISS up-to-date and cleaned up
Audit Committee	X			To be established
5 Year Plan	✓	Ongoing		
QTC 10 Year forecast	-	Ongoing		Draft forecast completed
Policies	-	Over		To be reviewed and adopted
Budget 2026	✓		May-25	
Debit Recovery	X			
Contracts Register \$200k+	X			
Contracts Register All	X			

Measures of Financial Sustainability

Operating Surplus Ratio

Target: 0%-10%

Net operating result divided by total operating revenue

27%



Operating Cash Ratio

Target: Greater than 0%

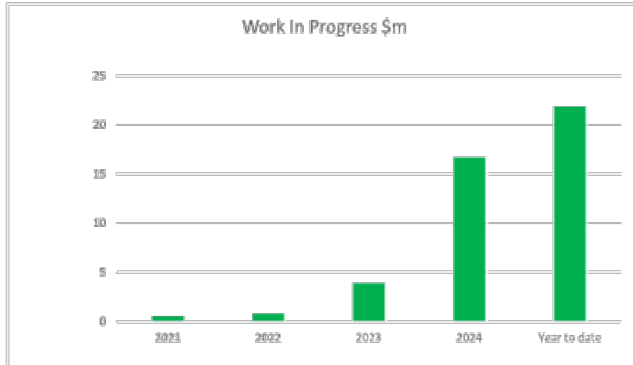
Net operating result add Depreciation Amortisation add Finance Costs divided by total operating revenue

40%



Projects

Work in progress. Where the money has been spent



	Year to date	2024	2023
LRCI Phase IV Footpaths	122,751	122,638	0
Civic Centre LGGSP	5,285,647	4,251,055	2,406,820
VAC Camp 02W4QC20-1	2,629,095	2,628,820	894,040
LGGSP Motel Expansion	534,331	190,783	186,569
Interim Remote Capital Program 152 Lardil Str	2,203,521	1,964,997	160,358
Interim Remote Capital Program Plug-In 30 Lardil Str	8,669	8,669	7,000
VAC Fencing & Gate W4QC20-1	32,514	32,514	24,982
Workshop Fence Replacement	92,810	92,810	80,410
Pump Station Upgrade BOR 56	1,975,894	1,735,264	39,600
QRA Works MoSC.0014	2,077,588	2,073,961	0
Water Filtration Upgrade W4Q	28,250	22,750	10,000
Aged Care Security Fencing	226,929	226,929	0
Sustainable Waste Strategy Garbage Truck	370,301	370,301	6,973
DES Resource Recovery Projects	145,259	145,259	40,021
Roads to Recovery 2019-2024 66	445,823	419,705	21,837
DATSIP MI Subdivision	36,126	36,126	0
BOR Water Security R6 Pla 0022	153,139	153,139	0
DRFA 2021 Event TC Imogen	369,744	369,744	0
BOR Round 6 BOR R6 Pla 0004	60,000	60,000	0
Growing Our Regions DISR	7,200	0	0
Forward Remote Capital Program	257,504	55,714	0
Interim Remote Capital Program Plug-In 228 Dulnyu Street	450	450	450
QRA Works Emergency Works TC Kirrily	324,327	225,116	0
LRCI Phase III RTC Upgrade	167,404	161,842	0
LRCI Phase I Toilet Block	80,506	503	0
W4QC20-1 Building & Facilities Maintenance	88	88	0
QRA Works MoSC.0015	1,269,640	1,267,596	0
DES Kerbside Bin Stabilization Project Gravity Locks	6,600	6,600	6,600
Gulf Trust Op-Shop Refurbishment	65,336	4,358	0
2024 QRA REPA MoSC.0018.2324U.REC	2,208,454	48,440	0
Capital Works Warehouse Laneway	73,896	0	0
Parks Maintenance Container Build	14,466	0	0
2024 QRA Resilience Fund MoSC.0021.2324D	38,335	0	0
MI Study Project 2024	69,038	0	0
SES Facility Upgrade	47,422	0	0
DES 2023 Transfer Station	4,190	0	0
2024-27 W4Q Workshop Shed \$1mil	89,575	0	0
NWQRRTGFlood Causeway \$314K	330,800	0	0
Youth Hub Bike Shed	18,925	0	0
Community Gambling Trust Community Bus	5,403	0	0
	21,877,954	16,676,174	3,885,660

Opportunities

GRANTS AWAITING APPROVAL or APPLICATION

		Grant Value
Recreational Precinct	Lodged	\$650k
Air port runway reseal	Lodged	\$4m
Town Plan Review	Lodged	\$100k
SES small shed	Lodged	\$150k
SES ATV	Lodged	\$66k
Seating, Gardens & Shelter Cemetery	Lodged	\$30k
Flag Poles	Lodged	\$17K

INITIATIVES

Warehouse Roof Replacement	Seeking Funding	Estimated cost \$200k
Batching Plant Upgrade	Seeking Funding	
Oval Resurfacing	Inspection January 25	
Church Airconditioning		
Festival Grounds Upgrade		
Landfill Upgrade	Seeking Funding	
Sewerage Ponds Upgrade	Seeking Funding	
Healthy Homes Programme	Appraisal and upgrade of 50 homes a year for two years	
Solar Farm	Waiting on information	

14 HUMAN RESOURCES MANAGEMENT

14.1 HUMAN RESOURCES REPORT

Author: Human Resources Manager

Attachments: Nil

PURPOSE (EXECUTIVE SUMMARY)

The purpose of this report is to provide a summary of Human Resources activities for the month of February 2025.

BACKGROUND & PREVIOUS COUNCIL CONSIDERATION

The following key strategies and actions of the plan were undertaken in respect to the eight strategies:

People and Culture – Attract, Develop and Retain

All positions are now advertised on and off island. Several new positions have been created to support road and civil operations and support for facilities and engineering in works coordination. It is preferred that on island candidates with the appropriate qualifications, competencies and capability ought to fill these roles. Where skilled candidates cannot be identified, positions will be advertised and filled with off island candidates.

Apprentice and trainees' incentives/entitlements are still in progress as the apprentices and trainees have difficulty in providing the identification required to process the documentation for the claims. Finance team has been very supportive to assist where possible to ensure the trainees and apprentices receive the claims but some we are now towards the end and some of these claims have expired.

Recruitment Activity

Employment positions for 4 traffic Controllers have been filled and two have commenced as of 17 February 2025. Two additional positions are pending and will commence on the 24 March 2025, with Civil crew and two current employees temporarily seconded to Parks and Gardens until 24 March 2025.

Waste Management Supervisor has commenced employment on 17 February 2025 to assist in project management in Town cleanup including the Dump site.

Additional employment job applications are still being submitted and we are now progressing into a higher percentage of local employment.

During the February the following positions are in the process of being filled:

- Senior Carriage Officer
- Indigenous Knowledge Centre Officer

The following positions are currently or will be advertised seeking candidates with the appropriate skills and competencies from on and off island for the following roles:

- Works Coordinator (2)

- Diesel Mechanic
- Manager Communities
- Communications Officer

HR Innovation and Continuous Improvement

Following an extensive review of available systems to support human resource functions, a preferred supplier has been identified. That provider is ELMO. This system when fully functional will cover:

- HR Core & Analytics
- Onboarding
- Recruitment
- Performance
- Interface with payroll.

Investing in our employees and community

A meeting of all supervisors and managers was held to openly communicate the issues and challenges being faced by Council and their role in managing performance and driving cultural change. The meeting focussed on:

- Managers & supervisors' responsibilities
- Working Arrangements and contractual obligations
- Working Conditions
- Employment practices
- Fleet Management and operation of vehicles

Training and skills development was conducted for apprentices and trainees by external Registered Training Organisations supporting them through their apprenticeships.

Certificate III in Rural Operations (small engines) training will recommence February 25 2025.

HR Metrics and Workforce Analytics

- The organisation's resourcing at the time of the writing of this report totals 169 employees consisting of 122 Fulltime, 6 Part time and 41 Casual employees.
- During January 2025, 4 employees 1 fulltime and 3 casuals commenced duty, with a further 2 employees commencing in February 2025. There has only been 1 termination this month with a further 3 employees being incarcerated.
- Reviews into staff attendance have been conducted over the past three weeks. Those staff with poor performance / attendance have been advised of their contractual obligations and the requirement under their contracts to work 38 hours.

Workforce Planning and Performance

The organisation's establishment and organisation structures have been reviewed and finalised. The staffing profile will be used to support the organisations budget setting for salaries and wages.

Employee Workplace Health and Safety

Discussions held in relation to establishment of plans in relation to gas storage, delivery and gas decanting area.

Toolbox talks will be held during March for all services.

A workshop will be held on 11 March 2025 to inform all managers and supervisors of the external Workplace and Health audit to be held in May and their responsibilities in preparing for the audit and to ensure employee and team s are prepared and meet the compliance and audit standards.

FINANCIAL & RESOURCE IMPLICATIONS

Council's Human Resources functions are operating within allocated 2024/25 budgets.

RECOMMENDATION

That Council receive and note the human resources report for February 2025.

15 GOVERNANCE**15.1 2025 CIVIC LEADERS SUMMIT**

Author: Director Corporate and Community

Attachments: 1 Civic Leaders Summit 2025 - Preliminary program

PURPOSE (EXECUTIVE SUMMARY)

The purpose of the accompanying report is to advise Councillors that the 2025 Civic Leaders Summit will be held at The Westin, Brisbane from 12 – 13 March 2025.

Program highlights are promoted as including:

- **Keynote Presentation** – Gerard Benedet, Pharmacy Guild National Director, former Chief of Staff and State Director
- **Leadership in Action: Mitigating Emerging Threats** – Daniel Fletcher, Western Downs Regional Council
- **Local Legends Panel** – Building trust and collaborative relationships
- **State Government Update** – Key policy directions affecting councils
- **Interactive Leadership Workshops** – Stakeholder engagement, workforce strategy and governance insights.

BACKGROUND & PREVIOUS COUNCIL CONSIDERATION

The preliminary program and list of registration fees is attached.

FINANCIAL & RESOURCE IMPLICATIONS

Full registration for the program is \$990 per delegate. The networking dinner is \$150 per delegate. Flights are approximately \$250 each way from Cairns to Brisbane, return. Rex flights from Mornington Island to Cairns return are approximately \$500 each way. Accommodation is approximately \$350 per night (special conference rate) for three nights @ a total fee of \$1,050 per person. Travel allowance fees are also incurred for two people.

RECOMMENDATION

That Council endorse Mayor Richard Sewter and Councillor Farrah Linden to participate at the 2025 Civic Leaders Summit, 12 – 13 March 2025, The Westin, Brisbane.



Every Queensland community deserves to be a liveable one

2025 CIVIC LEADERS SUMMIT

Directions in Leadership

Preliminary Program

Accelerating Ideas

Driving Progress

Road to Impact

Steering Progress

12 – 13 March
The Westin, Brisbane

Get in touch
Members hotline

Phone: 1300 542 700
Email: events@lgaq.asn.au



President's Invitation

The LGAQ's Civic Leaders Summit is the only event of its kind in Australian local government, bringing together Mayors, Councillors, CEOs and key stakeholders for a closed gathering – with the Chatham House Rule applied – allowing attendees to focus solely on professional development in a setting that is both confidential and collegiate.

The program abounds with valuable content, compelling guest speakers, sector experts and presentations from council leaders who will share their experiences and insights. This year's focus on 'Directions in Leadership' will explore how leaders build trust and leverage their relationships to influence on behalf of their communities in pursuit of a shared purpose.

Civic Leaders is a vibrant and informative platform for collaboration, designed to inspire, inform and energise local leaders as they navigate sector challenges. Time is set aside for networking with council colleagues and peers, affording ample opportunities to exchange ideas, address shared challenges and innovate solutions.

This, the second Summit of our four-year term, will be an exceptional event, empowering leaders to drive meaningful progress in their communities.

I look forward to seeing you there.

Mayor Matt Burnett
Gladstone Regional Council

Thank You to Our Sponsors



right by your side



DAY
1

Wednesday 12 March

Time	Session
9:00am	Welcome and Acknowledgment of Country
9:05am	President's Welcome Mayor Matt Burnett LGAQ President, ALGA President and Mayor, Gladstone Regional Council
9:10am	Keynote Presentation Gerard Benedet Pharmacy Guild National Director, Former Chief of Staff and Former State Director
9:50am	Local Legends Building Trusting, Collaborative Relationships
10:30am	Brighter Super – Managing Our Biggest Asset: Superannuation
10:35am	Morning Tea
11:10am	State Government Update
11:20am	Red Tape Reduction Taskforce Lead on Improving Efficiency in Local Government
11:40am	Red Tape Reduction Taskforce Lead & Local Government CEO Panel
12:25pm	Telstra – Streamlining Local Government Operations
12:30pm	Lunch
1:30pm	LGMS Update

Continued on next page

DAY
1

Wednesday 12 March

Time	Session
2:00pm	<p>Workshop A Building Relationships with Key Stakeholders Lucy Greene, LGAQ Manager, Intergovernmental Relations, LGAQ</p> <p>Or</p> <p>Workshop B Council Leaders' Capability Series: Strategies for Sustainable Organisational and Workforce Change Elle Ackland, Manager, Workforce & Industrial Relations, LGAQ</p>
3:00pm	Afternoon Tea
3:30pm	<p>Workshop C From Strategy to Action</p> <p>Or</p> <p>Workshop D Leadership in Action: Mitigating Emerging Threats for Local Government in 2025 Daniel Fletcher, General Manager (Community & Liveability), Western Downs Regional Council</p>
4:30 pm	Close Day 1
5:30pm	Pre-dinner drinks
6:30pm	Networking Dinner – sponsored by King & Company Solicitors The Westin, Brisbane

DAY
2

Thursday 13 March

Time	Session
9:00am	Welcome Back
9:05am	Keynote Why Projects Go Wrong....and How to Get Them Back on Track
9:35am	Local Government Major Projects Showcase
10:35am	Sponsor Address Hastings-Deering
10:45am	Morning Tea
11:15am	A Conversation - Lessons From a Life in Infrastructure
11:45am	Keynote Session
12:25pm	Close

Registration

**Full
Registration**

\$990.00*

*GST inc

**Networking
Dinner**

\$150.00pp*

*GST inc

Register here




Accomodation

The Westin Brisbane

The Westin is offering a special conference rate of \$340pn, inclusive of one breakfast.

**Book
Here**

THE WESTIN
BRISBANE





LGAQ | Every Queensland community deserves to be a liveable one

CONTACT US

MEMBERS HOTLINE:
1300 542 700

EMAIL:
events@lgaq.asn.au

ADDRESS:
LOCAL GOVERNMENT HOUSE
25 EVELYN STREET
NEWSTEAD, QLD 4006

X @LGAQ
INSTAGRAM @localgovqld
FACEBOOK /localgovqld
LINKEDIN local-government-association-of-queensland/

**15.2 CORRESPONDENCE FROM THE HONORARY CATHERINE KING MP -
INFRASTRUCTURE PRIORITY LIST REFORMS**

Author: Director Corporate and Community

Attachments: 1 Correspondence from Hon Catherine King MP - 5 February 2025

PURPOSE (EXECUTIVE SUMMARY)

The purpose of this report is to advise Councillors of Minister Catherine King's formal correspondence dated 5 February 2025. The letter refers to Infrastructure Australia and Infrastructure Australia's Infrastructure Priority List.

BACKGROUND & PREVIOUS COUNCIL CONSIDERATION

Infrastructure Australia (IA) is described in the Minister's letter as the Commonwealth Government's independent advisory body related to nationally significant infrastructure. Infrastructure Priority List (IPL). The Minister emphasises that IA advice does not have anything to do with any funding decisions. IA conducts business under the *Infrastructure Australia Act 2008*.

The letter goes on to itemise contributions to major infrastructure projects in Queensland.

The Minister's letter also has an Infrastructure portfolio investments and programs listing appended.

FINANCIAL & RESOURCE IMPLICATIONS

There are no financial and resources implications for Council resulting from Minister King's advice pertaining to Infrastructure Priority List reforms.

RECOMMENDATION

That Council receive and note the correspondence dated 5 February 2025 from the Honorary Catherine King MP regarding Infrastructure priority list reforms.



The Hon Catherine King MP

**Minister for Infrastructure, Transport, Regional Development and Local Government
Member for Ballarat**

Ref: MC25-001466

Richard Sewter
Mayor
Mornington Shire Council
1 Mission Road
GUNUNA, MORNINGTON ISLAND QLD 4892

via: richard.sewter@mornington.qld.gov.au

Dear Mayor Sewter

I write to you regarding the recent public commentary on Infrastructure Australia's (IA) Infrastructure Priority List (IPL).

The Australian Government has undertaken substantial reforms to the infrastructure investment pipeline and at the same time, reforms have been made to restore IA to its role as the Commonwealth's independent adviser on nationally significant infrastructure.

To be very clear, IA is not a funding body – instead, IA's role is to provide independent advice to the Australian Government about Australia's infrastructure needs. IA advice to Government does not represent any funding decisions.

Following the recent reforms undertaken, IA is currently consulting in good faith on its renewed IPL with states and territories as required under the *Infrastructure Australia Act 2008*. Going forward, Infrastructure Australia's IPL will only provide advice on projects that are nationally significant and likely to require an Australian Government contribution of more than \$250 million and projects that are ready for Australian Government investment.

What is included in the IPL therefore does not represent the full scope of projects the Australian Government would consider for funding in a Budget cycle.

The full list of projects the Australian Government is investing in under the IIP is updated biannually at each Budget and Mid-Year Economic and Fiscal Outlook update. I have provided a full list of projects funded under the IIP in Queensland in attachment to this letter. The Australian Government's total infrastructure investment in Queensland when we came to office was \$18.4 billion and it is now \$28.9 billion, including our record investment in the Bruce Highway, having recently announced an extra \$7.2 billion. On top of that we have committed \$3.4 billion to venue infrastructure for the Brisbane 2032 Olympic and Paralympic Games.

Being on or off the IPL does not guarantee funding from the Australian Government. It is a piece of independent advice on projects requiring significant investment, however it is not the only advice considered by the Australian Government. I would also note that IA removes projects that have already received Australian Government funding.

PO Box 6022 Parliament House, Canberra ACT 2600 | Tel: (02) 6277 7520

IA receives project proposal submissions for the IPL from state and territory governments, who can put forward projects supported or requested by local governments. Given the size of projects being considered as part of the IPL, local governments are encouraged to work closely with state counterparts on submissions.

There is nothing precluding local governments from seeking funding from the Australian Government, irrespective of whether they are on the IPL. This can continue to occur through the normal budget process, noting that appropriate planning is required for all projects seeking Australian Government funding, and business cases for those projects seeking \$250 million or more in Australian Government must be submitted to IA for assessment.

With regards to concerns about funding available for local governments in Queensland, the Australian Government's Infrastructure Investment Program will have invested more than \$1.5 billion in land transport infrastructure projects, in partnership with Queensland local governments, between 2018-19 to 2028-29.

We are investing \$895 million between 2024-29 in the construction and maintenance of local roads in Queensland through direct payments to local governments, such as Brisbane City Council and Ipswich City Council, under the Roads to Recovery Program. This is an increase of more than \$386 million compared to under the previous Australian Government.

We've increased annual funding to the Black Spot Program from \$110 million to \$150 million per year, and our Safer Local Roads and Infrastructure Program has increased so that \$200 million will be available per year.

Furthermore, in 2024-25, Queensland councils will receive more than \$655 million of funding through the Financial Assistance Grant; a further \$91.7 million will go to local governments across Queensland for enabling infrastructure to support housing delivery and \$199 million directly to the Queensland Government via the Housing Support Program Priority Works Stream.

Local governments may also apply for funding through other Australian Government Programs. I have attached a range of Programs delivered under the Infrastructure Portfolio and those Queensland local governments that benefit from these. I encourage local governments across Queensland to continue to seek these funding opportunities and to work with the Queensland Government to advocate for nationally significant infrastructure projects in your region.

Yours sincerely

A handwritten signature in blue ink that reads "Catherine King". The signature is stylized and includes a small graphic element resembling a star or a decorative flourish at the end.

Catherine King MP

05 / 02 / 2025



Australian Government
Department of Infrastructure, Transport,
Regional Development, Communications and the Arts

List of Infrastructure Portfolio Investments and Programs available to Queensland Local Councils

Infrastructure Investment Program (IIP)

The IIP is a rolling 10-year pipeline of more than \$125 billion dollars. The Australian Government's total investment in Queensland is now \$28.9 billion, compared to \$18.4 billion when the Albanese Labor government came to office. A full list of these investments, and which local communities they are located in, follows.

Project Name	Total Project Cost	Total Aus Gov Funding	LGA
Regional Economic Enabling Fund	\$163,050,000	\$130,440,000	Balonne Shire Council, Barcaldine Regional Council, Barcoo Shire Council, Bulloo Shire Council, Burke Shire Council, Cairns Regional Council, Central Highlands Regional Council, Diamantina Shire Council, Flinders Shire Council, Gladstone Regional Council, Ipswich City Council, Isaac Regional Council, Livingstone Shire Council, Longreach Regional Council, Mackay Regional Council, Maranoa Regional Council, Mount Isa City Council, Murweh Shire Council, North Burnett Regional Council, Paroo Shire Council, Quilpie Shire Council, Richmond Shire Council, Rockhampton Regional Council, Somerset Regional Council, Townsville City Council, Western Downs Regional Council, Winton Shire Council
Inland Freight Route (Mungindi to Charters Towers) Upgrades	\$1,000,000,000	\$800,000,000	Balonne Shire Council, Central Highlands Regional Council, Charters Towers Regional Council, Isaac Regional Council, Maranoa Regional Council
Banana Shire Council - Cracow Road Upgrade, Cracow	\$4,136,000	\$3,308,470	Banana Shire Council
Queensland Beef Corridors	\$500,074,631	\$400,059,631	Banana Shire Council, Barcaldine Regional Council,

List of Infrastructure Portfolio Programs providing funding to local councils
Page 1 of 20

Project Name	Total Project Cost	Total Aus Gov Funding	LGA
			Central Highlands Regional Council, Gladstone Regional Council, Isaac Regional Council, Rockhampton Regional Council, Woorabinda Aboriginal Council
Capricorn Highway - Pavement Strengthening and Widening (Package 1)	\$75,000,000	\$60,000,000	Barcaldine Regional Council, Central Highlands Regional Council
Capricorn Highway - Pavement Strengthening and Widening (Package 2)	\$45,000,000	\$36,000,000	Barcaldine Regional Council, Central Highlands Regional Council
Capricorn Highway - Pavement Strengthening and Widening (Package 3)	\$19,570,000	\$15,656,000	Barcaldine Regional Council, Central Highlands Regional Council
Barcoo Shire Council - Bimerah-Isisford Road Upgrade, Stonehenge	\$5,000,000	\$4,000,000	Barcoo Shire Council
Winton-Jundah Road Progressive Sealing	\$16,200,000	\$12,960,000	Barcoo Shire Council, Winton Shire Council
Blackall-Tambo Regional Council - Langlo Road Resheet, Tambo	\$600,000	\$480,000	Blackall-Tambo Regional Council
Outback Way - Donohue Highway Progressive Sealing Package 3	\$41,500,000	\$41,500,000	Boulia Shire Council
Gateway Motorway - Bracken Ridge to Pine River	\$1,000,000,000	\$800,000,000	Brisbane City Council
Brisbane Metro	\$1,334,000,000	\$351,500,000	Brisbane City Council
Boundary Road level crossing, Coopers Plains	\$399,000,000	\$179,500,000	Brisbane City Council
Brisbane Metro - Woolloongabba Station	\$60,000,000	\$20,000,000	Brisbane City Council
Centenary Bridge Upgrade	\$278,500,000	\$139,250,000	Brisbane City Council
Bruce Highway - Linkfield Road Overpass	\$176,000,000	\$125,500,000	Brisbane City Council
Cavendish Road level crossing, Coorparoo	\$141,500,000	\$100,000,000	Brisbane City Council
Lindum Rail Crossing Upgrade	\$85,000,000	\$85,000,000	Brisbane City Council
Beams Road Open Level Crossing	\$235,000,000	\$56,240,000	Brisbane City Council
Moggill Road Corridor Upgrade	\$257,000,000	\$128,500,000	Brisbane City Council
Beams Road upgrade, Carseldine	\$72,632,000	\$50,000,000	Brisbane City Council
SEQ Growth/ Brisbane Olympic and Paralympic Games 2032 - Business Case Development	\$49,900,000	\$22,450,000	Brisbane City Council
Port of Brisbane Further Planning	\$20,000,000	\$20,000,000	Brisbane City Council
Commuter Car Park Upgrades - Ferny Grove and Mango Hill	\$32,000,000	\$16,000,000	Brisbane City Council
Brisbane Metro - Southbank Transport Study	\$999,999	\$333,333	Brisbane City Council
Bruce Highway - Bruce Highway Safety Package	\$1,010,483,866	\$808,387,093	Brisbane City Council, Bundaberg Regional Council,

List of Infrastructure Portfolio Programs providing funding to local councils
Page 2 of 20

Project Name	Total Project Cost	Total Aus Gov Funding	LGA
			Burdekin Shire Council, Cairns Regional Council, Cassowary Coast Regional Council, Fraser Coast Regional Council, Gladstone Regional Council, Gympie Regional Council, Hinchinbrook Shire Council, Isaac Regional Council, Livingstone Shire Council, Mackay Regional Council, Moreton Bay Regional Council, Noosa Council, Rockhampton Regional Council, Sunshine Coast Council, Townsville City Council, Whitsunday Regional Council
Bruce Highway - Additional Funding for Black Spots, Rest Areas and Safety Upgrades	\$175,210,000	\$175,210,000	Brisbane City Council, Bundaberg Regional Council, Burdekin Shire Council, Cairns Regional Council, Cassowary Coast Regional Council, Fraser Coast Regional Council, Gladstone Regional Council, Gympie Regional Council, Hinchinbrook Shire Council, Isaac Regional Council, Livingstone Shire Council, Mackay Regional Council, Moreton Bay Regional Council, Noosa Council, Rockhampton Regional Council, Sunshine Coast Council, Townsville City Council, Whitsunday Regional Council
Bruce Highway - Roads Operations Improvement Projects	\$56,000,000	\$44,810,000	Brisbane City Council, Bundaberg Regional Council, Burdekin Shire Council,

List of Infrastructure Portfolio Programs providing funding to local councils
Page 3 of 20

Project Name	Total Project Cost	Total Aus Gov Funding	LGA
			Cairns Regional Council, Cassowary Coast Regional Council, Fraser Coast Regional Council, Gladstone Regional Council, Gympie Regional Council, Hinchinbrook Shire Council, Isaac Regional Council, Livingstone Shire Council, Mackay Regional Council, Moreton Bay Regional Council, Noosa Council, Rockhampton Regional Council, Sunshine Coast Council, Townsville City Council, Whitsunday Regional Council
Bruce Highway - Duplication Strategy	\$20,000,000	\$20,000,000	Brisbane City Council, Bundaberg Regional Council, Burdekin Shire Council, Cairns Regional Council, Cassowary Coast Regional Council, Fraser Coast Regional Council, Gladstone Regional Council, Gympie Regional Council, Hinchinbrook Shire Council, Isaac Regional Council, Livingstone Shire Council, Mackay Regional Council, Moreton Bay Regional Council, Noosa Council, Rockhampton Regional Council, Sunshine Coast Council, Townsville City Council, Whitsunday Regional Council
Logan and Gold Coast Faster Rail	\$5,750,155,272	\$2,875,077,636	Brisbane City Council, Gympie Regional Council, Logan City Council, Noosa Council, Sunshine Coast Council
Business Case for Brisbane Inland Rail Intermodal Terminal	\$10,000,000	\$10,000,000	Brisbane City Council, Ipswich City Council, Lockyer Valley Regional Council, Logan City Council, Scenic Rim Regional Council, Toowoomba Regional Council
Centenary Motorway Upgrade	\$20,000,000	\$10,000,000	Brisbane City Council, Ipswich City Council, Logan City Council
M1 Pacific Motorway: Eight Mile Plains to Daisy Hill	\$750,000,000	\$510,000,000	Brisbane City Council, Logan City Council
Salisbury to Beaudesert rail business case	\$20,000,000	\$10,000,000	Brisbane City Council, Logan City Council, Scenic Rim Regional Council

List of Infrastructure Portfolio Programs providing funding to local councils
Page 4 of 20

Project Name	Total Project Cost	Total Aus Gov Funding	LGA
Bruce Highway - Gateway Motorway to Dohles Rocks Road Upgrade	\$948,000,000	\$758,400,000	Brisbane City Council, Moreton Bay Regional Council
Bruce Highway - Pine River to Caloundra Road Smart Motorways (Stage 2)	\$135,000,000	\$108,000,000	Brisbane City Council, Moreton Bay Regional Council
Gympie Road Planning Study	\$10,000,000	\$5,000,000	Brisbane City Council, Moreton Bay Regional Council
North Brisbane Bruce Highway Western Alternative	\$20,000,000	\$10,000,000	Brisbane City Council, Moreton Bay Regional Council, Sunshine Coast Council
Bulloo Shire Council - Warri Gate Road Upgrade, Noccundra	\$10,000,000	\$8,000,000	Bulloo Shire Council
Quay Street Upgrade, Bundaberg	\$32,000,000	\$32,000,000	Bundaberg Regional Council
Bargara Road Upgrade, Bundaberg	\$10,000,000	\$8,000,000	Bundaberg Regional Council
Bruce Highway Upgrade - Safety Package	\$9,000,000,000	\$7,200,000,000	Bundaberg Regional Council, Burdekin Shire Council, Cairns Regional Council, Cassowary Coast Regional Council, Fraser Coast Regional Council, Gladstone Regional Council, Gympie Regional Council, Hinchinbrook Shire Council, Isaac Regional Council, Livingstone Shire Council, Mackay Regional Council, Rockhampton Regional Council, Townsville City Council, Whitsunday Regional Council
Bruce Highway - Burdekin Bridge	\$94,390,000	\$64,732,000	Burdekin Shire Council
Bruce Highway - Burdekin Deviation - Plan and Preserve Corridor	\$29,900,000	\$23,920,000	Burdekin Shire Council
Bruce Highway - Pavement Widening - South of Home Hill to Ingham	\$109,050,000	\$87,240,000	Burdekin Shire Council, Hinchinbrook Shire Council, Townsville City Council
Captain Cook Highway, Cairns CBD to Smithfield, Upgrade	\$359,000,000	\$287,200,000	Cairns Regional Council
Bruce Highway - Cairns Southern Access - Stage 5	\$225,000,000	\$180,000,000	Cairns Regional Council
Bruce Highway - Cairns Southern Access Corridor - Robert Road to Foster Road	\$70,100,000	\$56,080,000	Cairns Regional Council
Cairns Western Arterial Road Duplication	\$30,000,000	\$24,000,000	Cairns Regional Council
Bruce Highway - Babinda Intersection Upgrade	\$7,230,000	\$5,784,000	Cairns Regional Council
Kuranda Range Road Upgrade	\$262,500,000	\$210,000,000	Cairns Regional Council, Mareeba Shire Council
Burketown-Normanton Road Upgrade	\$20,000,000	\$16,000,000	Carpentaria Shire Council
Carpentaria Shire Council - Iffley Road Gravel Upgrade, Stokes	\$5,258,359	\$4,206,687	Carpentaria Shire Council
Carpentaria Shire Council - Koolatah - Dixie Road Widening, Maramie	\$3,097,053	\$2,477,642	Carpentaria Shire Council
Bruce Highway - Dallachy Road Flood Immunity Upgrade	\$18,000,000	\$14,400,000	Cassowary Coast Regional Council

List of Infrastructure Portfolio Programs providing funding to local councils
Page 5 of 20

Project Name	Total Project Cost	Total Aus Gov Funding	LGA
Bruce Highway - Innisfail Bypass - Plan and Preserve Corridor	\$9,000,000	\$7,200,000	Cassowary Coast Regional Council
Bruce Highway - Ingham to Cardwell Range Deviation - Plan and Preserve Corridor	\$7,400,000	\$5,920,000	Cassowary Coast Regional Council, Hinchinbrook Shire Council
Springsure to Tambo Upgrade	\$56,975,000	\$45,580,000	Central Highlands Regional Council
Capricorn Highway and Gregory Highway Intersection Upgrade (Emerald)	\$14,880,000	\$11,904,000	Central Highlands Regional Council
Bonnie Doon Road Upgrade	\$12,000,000	\$9,600,000	Central Highlands Regional Council
Charters Towers Industrial Precinct Access	\$4,600,000	\$4,600,000	Charters Towers Regional Council
Myola Road Upgrade	\$1,900,000	\$1,520,000	Charters Towers Regional Council
Dotswood Road Upgrade	\$1,800,000	\$1,440,000	Charters Towers Regional Council
Coomera Connector Stage 1 (Coomera to Nerang)	\$2,995,500,000	\$1,497,750,000	City of Gold Coast
M1 Pacific Motorway - Varsity Lakes to Tugun	\$1,500,000,000	\$750,000,000	City of Gold Coast
Gold Coast Light Rail - Stage 3	\$1,549,000,000	\$395,600,000	City of Gold Coast
M1 Pacific Motorway Upgrade Program - Exit 41 and Exit 49	\$234,000,000	\$117,000,000	City of Gold Coast
Currumbin Creek Road-Bienvenue Drive Intersection Upgrade	\$4,000,000	\$2,000,000	City of Gold Coast
Coomera Connector Future Stages Business Case	\$22,000,000	\$11,000,000	City of Gold Coast, Logan City Council
Flinders Highway - Bridge Replacement at Canal Creek	\$10,000,000	\$8,000,000	Cloncurry Shire Council
Cloncurry-Dajarra Road - Upgrades at Malbon River	\$7,500,000	\$6,000,000	Cloncurry Shire Council
Peninsula Developmental Road	\$275,625,000	\$220,500,000	Cook Shire Council
Cape York Community Access Roads	\$47,500,000	\$38,000,000	Cook Shire Council, Lockhart River Aboriginal Shire Council, Northern Peninsula Area Regional Council, Pormpuraaw Aboriginal Shire Council
Gulf Developmental Road (Croydon-Georgetown) - Pavement Strengthening and Widening	\$12,060,000	\$9,648,000	Croydon Shire Council, Etheridge Shire Council
Diamantina Shire Council - Birdsville Developmental Road Gravel Resheeting, Birdsville	\$2,000,000	\$1,600,000	Diamantina Shire Council
Flinders Highway (Hughenden-Richmond) - Progressive Upgrades	\$22,225,000	\$17,780,000	Flinders Shire Council, Richmond Shire Council
Bruce Highway - Tiaro Flood Immunity Upgrade	\$336,000,000	\$268,800,000	Fraser Coast Regional Council
Maryborough-Hervey Bay Road and Pialba-Burrum Heads Road Intersection upgrade	\$44,100,000	\$35,280,000	Fraser Coast Regional Council
Gladstone Port Access - Improved Access for Heavy Vehicles	\$125,000,000	\$100,000,000	Gladstone Regional Council
Gladstone Regional Council - Lowmead Road Safety and Sealing Upgrade, Colosseum	\$13,376,000	\$10,700,800	Gladstone Regional Council
Bruce Highway - Gladstone to Rockhampton upgrades	\$250,000,000	\$200,000,000	Gladstone Regional Council, Rockhampton Regional Council

List of Infrastructure Portfolio Programs providing funding to local councils
Page 6 of 20

Project Name	Total Project Cost	Total Aus Gov Funding	LGA
Gore Highway (Millmerran - Goondiwindi): Wyaga Creek Flood Improvement	\$52,400,000	\$41,920,000	Goondiwindi Regional Council
Bruce Highway - Gairloch Floodway - improved flood immunity	\$48,000,000	\$48,000,000	Hinchinbrook Shire Council
Warrego Highway - Mt Crosby Road Interchange upgrade	\$272,000,000	\$134,500,000	Ipswich City Council
Warrego Highway - Bremer River Bridge (Westbound) Strengthening	\$85,000,000	\$42,500,000	Ipswich City Council
Warrego Highway - Mt Crosby Road Interchange planning	\$5,000,000	\$4,000,000	Ipswich City Council
Ipswich-Springfield Detailed Business Case	\$7,500,000	\$3,375,000	Ipswich City Council
Ipswich to Springfield Options Analysis	\$2,500,000	\$1,000,000	Ipswich City Council
Cunningham Highway - Safety Package	\$39,750,000	\$31,800,000	Ipswich City Council, Scenic Rim Regional Council, Southern Downs Regional Council
Cunningham Highway - Planning (including Amberley Interchange)	\$20,000,000	\$16,000,000	Ipswich City Council, Scenic Rim Regional Council, Southern Downs Regional Council
Brisbane Valley Highway Safety Upgrades	\$40,500,000	\$20,000,000	Ipswich City Council, Somerset Regional Council
Phillips Creek Bridge Replacement	\$18,000,000	\$14,400,000	Isaac Regional Council
Dysart-Clermont Road Upgrade	\$1,630,000	\$1,304,000	Isaac Regional Council
Eaglefield Road Upgrade	\$1,560,000	\$1,248,000	Isaac Regional Council
Yeppoon Road Upgrade	\$122,000,000	\$85,000,000	Livingstone Shire Council
Artillery Road and Greenlake Road Upgrades	\$7,730,000	\$6,184,000	Livingstone Shire Council
Relocation of Loganlea Station	\$173,760,000	\$89,380,000	Logan City Council
Mt Lindesay Highway - Johanna Street to South Street	\$95,000,000	\$63,400,000	Logan City Council
M1 Pacific Motorway - Daisy Hill to Logan Motorway	\$100,000,000	\$50,000,000	Logan City Council
Loganlea Road Upgrade	\$81,078,500	\$24,189,250	Logan City Council
Chambers Flat Road upgrade, Park Ridge	\$78,992,422	\$36,391,261	Logan City Council
Beenleigh Connection Road - City Road Intersection Upgrade, Beenleigh	\$30,000,000	\$15,000,000	Logan City Council
Beenleigh-Beaudesert Road Upgrade, Beenleigh	\$20,000,000	\$10,000,000	Logan City Council
Southern Gateway Strategic Corridor Planning	\$1,000,000	\$400,000	Logan City Council
Bruce Highway - Mackay Ring Road - Stage 1	\$497,300,000	\$397,900,000	Mackay Regional Council
Bruce Highway - Mackay Port Access - Slade Point Road	\$350,000,000	\$280,000,000	Mackay Regional Council
Bowen Basin Service Link - Walkerston Bypass	\$251,700,000	\$181,830,000	Mackay Regional Council
Maranoa Regional Council - Strategic Bitumen Extensions to Maranoa, Mitchell	\$15,000,000	\$12,000,000	Maranoa Regional Council
Maranoa Regional Council - Bollon Rd Bitumen Extension, Mitchell	\$15,000,000	\$12,000,000	Maranoa Regional Council
Arcadia Valley Road Upgrade	\$6,000,000	\$4,800,000	Maranoa Regional Council
Injune Road Upgrade	\$5,855,000	\$4,684,000	Maranoa Regional Council
Ootann Road Upgrade (Mareeba Section)	\$3,322,500	\$2,658,000	Mareeba Shire Council
Flinders Highway (Richmond-Julia Creek) - Upgrades at Alick Creek	\$30,000,000	\$24,000,000	McKinlay Shire Council
Landsborough Highway - Upgrades at McKinlay River	\$25,500,000	\$20,400,000	McKinlay Shire Council
Landsborough Highway - Upgrades at Nora Creek	\$6,500,000	\$5,200,000	McKinlay Shire Council

List of Infrastructure Portfolio Programs providing funding to local councils
Page 7 of 20

Project Name	Total Project Cost	Total Aus Gov Funding	LGA
Landsborough Highway - Upgrades at Rutchillo Creek	\$5,000,000	\$4,000,000	McKinlay Shire Council
Bruce Highway - Anzac Avenue to Uhlmann Road	\$733,000,000	\$586,400,000	Moreton Bay Regional Council
Widen Bruce Highway in Brisbane (Dohles Rocks Road to Anzac Avenue)	\$290,000,000	\$232,000,000	Moreton Bay Regional Council
Youngs Crossing Road, Lawnton	\$131,280,000	\$51,600,000	Moreton Bay Regional Council
Bribie Island Road Upgrade (Old Toorbul Point Road and Saint Road)	\$48,230,000	\$28,915,000	Moreton Bay Regional Council
Bruce Highway - Anzac Avenue- Uhlmann Road - Business Case	\$12,000,000	\$9,600,000	Moreton Bay Regional Council
Bruce Highway - Buchanan Road - Caboolture Bribie Island Road - Business Case	\$12,000,000	\$9,600,000	Moreton Bay Regional Council
Bruce Highway - Uhlmann Road-Buchanan Road - Business Case	\$10,000,000	\$8,000,000	Moreton Bay Regional Council
Caboolture - Bribie Island Road (Hickey Road - King John Creek) upgrade	\$2,000,000	\$1,000,000	Moreton Bay Regional Council
Bruce Highway - Pine River Bridge Capacity Upgrade - Plan and Preserve	\$30,000,000	\$15,000,000	Not applicable / allocated
Regional Level Crossing Upgrade Fund - QLD	\$100,000,000	\$50,000,000	Not applicable / allocated
Road Safety Program - Qld (Regional)	\$616,433,740	\$493,146,992	Not applicable / allocated
Road Safety Program additional funding - QLD	\$255,769,000	\$255,769,000	Not applicable / allocated
National Network Maintenance (QLD)	\$423,266,262	\$423,266,262	Not applicable / allocated
Panorama Drive - Wellington St, Thornlands/Cleveland	\$44,360,000	\$15,000,000	Redland City Council
Flinders Highway (Richmond-Julia Creek) - Progressive Upgrades	\$22,500,000	\$18,000,000	Richmond Shire Council
Richmond-Winton Road - Progressive Sealing, Strengthening and Widening	\$13,000,000	\$10,400,000	Richmond Shire Council, Winton Shire Council
Bruce Highway - Rockhampton Ring Road	\$1,694,500,000	\$1,171,100,000	Rockhampton Regional Council
Glenroy Road Upgrade	\$25,000,000	\$20,000,000	Rockhampton Regional Council
Rockhampton Regional Council - Stanwell-Waroula Road Upgrade Project, Dalma	\$2,133,500	\$1,706,800	Rockhampton Regional Council
Direct Sunshine Coast Rail Line	\$5,500,000,000	\$2,750,000,000	Sunshine Coast Council
Beerburum to Nambour Rail Upgrade	\$1,004,200,000	\$616,700,000	Sunshine Coast Council
Southern Sunshine Coast Roads Improvement Study	\$5,750,000	\$5,000,000	Sunshine Coast Council
Beerburum to Nambour Duplication Study	\$6,250,000	\$5,000,000	Sunshine Coast Council
Glass House Mountain Road (Steve Irwin Way) and Caloundra Street Intersection Upgrade	\$7,700,000	\$3,850,000	Sunshine Coast Council
Ootann Road Upgrade (Tablelands Section)	\$4,080,000	\$3,264,000	Tablelands Regional Council
Riverway Drive Stage 2 (Allambie Lane - Dunlop Street)	\$95,000,000	\$76,000,000	Townsville City Council
Townsville Eastern Access Rail Corridor - Planning and Preservation	\$12,500,000	\$6,250,000	Townsville City Council
Bruce Highway - O'Connell River to Proserpine Flood Immunity Upgrade (Goorganga Floodplain)	\$470,000,000	\$376,000,000	Whitsunday Regional Council
Shute Harbour Road Upgrades	\$63,700,000	\$31,850,000	Whitsunday Regional Council
Bruce Highway - Goorganga Plains Upgrade - Plan and Preserve Corridor	\$15,000,000	\$12,000,000	Whitsunday Regional Council
Bruce Highway - Goorganga Overtaking Lanes	\$30,000,000	\$24,000,000	Whitsunday Regional Council

List of Infrastructure Portfolio Programs providing funding to local councils
Page 8 of 20

Of the projects listed above, the IIP has invested \$1.5 billion over 10 years from 2018-19 for land transport infrastructure projects through IIP Major Projects in partnership with at least 8 local councils across Queensland, including:

- Large urban projects that will accommodate future population growth, improve public transport outcomes and reduce congestion such as:
 - \$395 million towards the Gold Coast Light Rail Stage 3 (Gold Coast City Council)
 - \$351 million towards the Brisbane Metro (Brisbane City Council)
 - \$128 million towards the Moggill Road Corridor Upgrade (Brisbane City Council)
 - \$100 million towards the Cavendish Road Level Crossing (Brisbane City Council)
 - \$51 million towards the Youngs Crossing Road Upgrade (Moreton Bay Regional Council), and
- Smaller regional projects that will promote regional development, upgrade supply chains, improve safety and boost flood resilience such as:
 - \$41 million towards the Donohue Highway Progressive Road Sealing (Boulia Shire Council)
 - \$32 million towards the Quay Street Upgrade (Bundaberg Regional Council)
 - \$20 million towards the Glenroy Road Upgrade (Rockhampton Regional Council)
 - \$16 million Burketown-Normanton Road Upgrade (Carpentaria Shire Council)
 - \$14 million towards the Phillips Creek Bridge Replacement (Isaac Regional Council)

Roads to Recovery (RTR) Program

The RTR Program provides \$894.9 million directly to Queensland councils over the 5 years from 2024-25 to 2028-29. All local councils across Queensland are allocated funding under the program to support their construction and maintenance of local road infrastructure assets. Councils are able to schedule road projects using RTR funding that deliver on local priorities and facilitate greater accessibility and improved safety, economic and social outcomes for communities.

Funding Recipient	Total 2024-29 Funding Amount	Funding increase 2019-24 to 2024-29
Aurukun Shire Council	\$472,992	\$204,247
Balonne Shire Council	\$10,044,792	\$4,337,544
Banana Shire Council	\$15,911,623	\$6,870,958
Barcaldine Regional Council	\$11,366,701	\$4,908,370
Barcoo Shire Council	\$6,252,795	\$2,700,083
Blackall-Tambo Regional Council	\$7,113,468	\$3,071,738
Boulia Shire Council	\$5,002,427	\$2,160,148
Brisbane City Council	\$103,048,376	\$44,498,360
Bulloo Shire Council	\$7,470,528	\$3,225,925
Bundaberg Regional Council	\$17,728,340	\$7,655,453
Burdekin Shire Council	\$5,458,311	\$2,357,008
Burke Shire Council	\$2,691,587	\$1,162,281
Cairns Regional Council	\$16,108,611	\$6,956,022
Carpentaria Shire Council	\$6,264,957	\$2,705,335
Cassowary Coast Regional Council	\$6,505,739	\$2,809,309
Central Highlands Regional Council	\$19,053,273	\$8,227,585
Charters Towers Regional Council	\$15,016,003	\$6,484,212
Cherbourg Aboriginal Shire Council	\$350,668	\$151,425
Cloncurry Shire Council	\$6,089,785	\$2,629,691
Cook Shire Council	\$11,254,496	\$4,859,918
Croydon Shire Council	\$4,091,318	\$1,766,714
Diamantina Shire Council	\$3,989,873	\$1,722,907
Doomadgee Aboriginal Community Council	\$523,600	\$226,101
Douglas Shire Council	\$2,414,171	\$1,042,487
Etheridge Shire Council	\$6,675,315	\$2,882,535
Flinders Shire Council	\$7,557,071	\$3,263,295
Fraser Coast Regional Council	\$16,826,155	\$7,265,872
Gladstone Regional Council	\$14,162,570	\$6,115,683
Gold Coast City Council	\$52,087,503	\$22,492,431
Goondiwindi Regional Council	\$10,023,696	\$4,328,433
Gympie Regional Council	\$11,983,894	\$5,174,886
Hinchinbrook Shire Council	\$3,329,255	\$1,437,640
Hope Vale Aboriginal Shire Council	\$560,810	\$242,169
Ipswich City Council	\$20,485,238	\$8,845,938
Isaac Regional Council	\$13,608,267	\$5,876,323
Kowanyama Aboriginal Shire Council	\$1,385,397	\$598,243
Livingstone Shire Council	\$7,977,024	\$3,444,640
Lockhart River Aboriginal Shire Council	\$710,544	\$306,828
Lockyer Valley Regional Council	\$8,158,318	\$3,522,925
Logan City Council	\$30,686,848	\$13,251,198

List of Infrastructure Portfolio Programs providing funding to local councils
Page 10 of 20

Funding Recipient	Total 2024-29 Funding Amount	Funding increase 2019-24 to 2024-29
Longreach Regional Council	\$10,526,379	\$4,545,502
Mackay Regional Council	\$17,218,051	\$7,435,101
Mapoon Aboriginal Council	\$235,312	\$101,613
Maranoa Regional Council	\$22,668,936	\$9,788,903
Mareeba Shire Council	\$10,117,087	\$4,368,762
Mckinlay Shire Council	\$6,164,282	\$2,661,861
Moreton Bay Regional Council	\$44,027,086	\$19,011,781
Mornington Shire Council	\$672,478	\$290,389
Mount Isa City Council	\$8,883,795	\$3,836,201
Murweh Shire Council	\$10,701,615	\$4,621,172
Napranum Aboriginal Shire Council	\$716,807	\$309,532
Noosa Shire Council	\$6,955,067	\$3,003,338
North Burnett Regional Council	\$16,292,706	\$7,035,518
Northern Peninsula Area Regional Council	\$1,561,497	\$674,286
Palm Island Aboriginal Council	\$320,042	\$138,201
Paroo Shire Council	\$8,565,949	\$3,698,949
Pormpuraaw Aboriginal Shire Council	\$2,173,111	\$938,393
Quilpie Shire Council	\$7,846,608	\$3,388,324
Redland City Council	\$14,890,705	\$6,430,106
Richmond Shire Council	\$4,903,448	\$2,117,408
Rockhampton Regional Council	\$13,054,448	\$5,637,174
Scenic Rim Regional Council	\$9,583,696	\$4,138,433
Somerset Regional Council	\$8,692,632	\$3,753,653
South Burnett Regional Council	\$14,471,345	\$6,249,018
Southern Downs Regional Council	\$13,880,649	\$5,993,943
Sunshine Coast Regional Council	\$32,153,256	\$13,884,422
Tablelands Regional Council	\$8,620,920	\$3,722,687
Toowoomba Regional Council	\$36,012,364	\$15,550,863
Torres Shire Council	\$1,375,339	\$593,899
Torres Strait Island Regional Council	\$1,709,739	\$738,300
Townsville City Council	\$19,631,443	\$8,477,252
Western Downs Regional Council	\$30,497,909	\$13,169,610
Whitsunday Regional Council	\$9,244,759	\$3,992,073
Winton Shire Council	\$9,387,738	\$4,053,814
Woorabinda Aboriginal Council	\$277,683	\$119,909
Wujal Aboriginal Council	\$87,614	\$37,833
Yarrabah Aboriginal Shire Council	\$398,200	\$171,951

List of Infrastructure Portfolio Programs providing funding to local councils
Page 11 of 20

Local Roads and Community Infrastructure (LRCI) Program

The temporary LRCI Program committed \$658.3 million over 4 phases from 2020-21 to 2025-26 to Queensland councils. Every local government area is allocated funding under the LRCI Program to nominate and deliver priority local road and community infrastructure projects that benefit the local community.

We have delivered \$750 million to local governments across Australia through Phase 4 of this program, including the increase of \$250 million for Phases 4B compared to what was promised under the previous government.

Council	LRCI 4A project funding	LRCI 4B project funding	Total LRCI Phase 4 project funding
Aurukun Council	\$53,749	\$31,003	\$84,752
Balonne Shire Council	\$1,141,450	\$658,414	\$1,799,864
Banana Shire Council	\$1,808,133	\$1,042,971	\$2,851,104
Barcaldine Regional Council	\$1,291,666	\$745,062	\$2,036,728
Barcoo Shire Council	\$710,542	\$409,856	\$1,120,398
Blackall-Tambo Regional Council	\$808,346	\$466,272	\$1,274,618
Boulia Shire Council	\$568,456	\$327,898	\$896,354
Brisbane City Council	\$11,710,003	-	\$11,710,003
Bulloo Shire Council	\$848,921	\$489,676	\$1,338,597
Bundaberg Regional Council	\$2,014,577	\$1,162,053	\$3,176,630
Burdekin Shire Council	\$620,261	\$357,780	\$978,041
Burke Shire Council	\$305,861	\$176,427	\$482,288
Cairns Regional Council	\$1,830,518	\$1,055,884	\$2,886,402
Carpentaria Shire Council	\$711,924	\$410,653	\$1,122,577
Cassowary Coast Regional Council	\$739,286	\$426,436	\$1,165,722
Central Highlands Regional Council	\$2,165,138	\$1,248,900	\$3,414,038
Charters Towers Regional Council	\$1,706,358	\$984,265	\$2,690,623
Cherbourg Aboriginal Shire Council	\$39,849	\$22,985	\$62,834
City of Gold Coast	\$5,919,014	\$3,414,220	\$9,333,234
Cloncurry Shire Council	\$692,019	\$399,172	\$1,091,191
Cook Shire Council	\$1,278,916	\$737,707	\$2,016,623
Croydon Shire Council	\$464,921	\$268,176	\$733,097
Diamantina Shire Council	\$453,393	\$261,527	\$714,920
Doomadgee Aboriginal Shire Council	\$59,500	\$34,320	\$93,820
Douglas Shire Council	\$274,337	\$158,243	\$432,580
Etheridge Shire Council	\$758,556	\$437,552	\$1,196,108
Flinders Shire Council	\$858,755	\$495,349	\$1,354,104
Fraser Coast Regional Council	\$1,912,057	\$1,102,917	\$3,014,974
Gladstone Regional Council	\$1,609,377	\$928,324	\$2,537,701
Goondiwindi Regional Council	\$1,139,053	\$657,031	\$1,796,084
Gympie Regional Council	\$1,361,802	\$785,518	\$2,147,320
Hinchinbrook Shire Council	\$378,323	\$218,225	\$596,548
Hope Vale Aboriginal Council	\$63,728	\$36,759	\$100,487
Ipswich City Council	\$2,327,860	\$1,342,762	\$3,670,622
Isaac Regional Council	\$1,546,389	\$891,992	\$2,438,381
Kowanyama Aboriginal Shire Council	\$157,431	\$90,809	\$248,240
Livingstone Shire Council	\$906,477	\$522,876	\$1,429,353
Lockhart River Aboriginal Shire Council	\$80,743	\$46,574	\$127,317
Lockyer Valley Regional Council	\$927,079	\$534,760	\$1,461,839
Logan City Council	\$3,487,130	-	\$3,487,130
Longreach Regional Council	\$1,196,175	\$689,980	\$1,886,155
Mackay Regional Council	\$1,956,590	\$1,128,605	\$3,085,195
Mapoon Aboriginal Shire Council	\$26,740	\$15,424	\$42,164

List of Infrastructure Portfolio Programs providing funding to local councils
Page 12 of 20

Council	LRCI 4A project funding	LRCI 4B project funding	Total LRCI Phase 4 project funding
Maranoa Regional Council	\$2,576,007	\$1,485,898	\$4,061,905
Mareeba Shire Council	\$1,149,665	\$663,152	\$1,812,817
McKinlay Shire Council	\$700,484	\$404,054	\$1,104,538
Moreton Bay Regional Council	\$5,003,061	\$2,885,878	\$7,888,939
Mornington Shire Council	\$76,418	\$44,079	\$120,497
Mount Isa City Council	\$1,009,519	\$582,313	\$1,591,832
Murweh Shire Council	\$1,216,089	\$701,467	\$1,917,556
Napranum Aboriginal Shire Council	\$81,455	\$46,985	\$128,440
Noosa Council	\$790,346	\$455,889	\$1,246,235
North Burnett Regional Council	\$1,851,438	\$1,067,951	\$2,919,389
Northern Peninsula Area Regional Council	\$177,442	\$102,352	\$279,794
Palm Island Aboriginal Council	\$36,368	\$20,977	\$57,345
Paroo Shire Council	\$973,400	\$561,479	\$1,534,879
Pormpuraaw Aboriginal Shire Council	\$246,944	\$142,442	\$389,386
Quilpie Shire Council	\$891,657	\$514,327	\$1,405,984
Redland City Council	\$1,692,120	\$976,052	\$2,668,172
Richmond Shire Council	\$557,208	\$321,410	\$878,618
Rockhampton Regional Council	\$1,483,455	\$855,690	\$2,339,145
Scenic Rim Regional Council	\$1,089,053	\$628,190	\$1,717,243
Somerset Regional Council	\$987,796	\$569,783	\$1,557,579
South Burnett Regional Council	\$1,644,465	\$948,564	\$2,593,029
Southern Downs Regional Council	\$1,577,341	\$909,845	\$2,487,186
Sunshine Coast Regional Council	\$3,653,767	\$2,107,575	\$5,761,342
Tablelands Regional Council	\$979,647	\$565,082	\$1,544,729
Toowoomba Regional Council	\$4,092,300	\$2,360,530	\$6,452,830
Torres Shire Council	\$156,288	\$90,150	\$246,438
Torres Strait Island Regional Council	\$194,288	\$112,069	\$306,357
Townsville City Council	\$2,230,838	\$1,286,797	\$3,517,635
Western Downs Regional Council	\$3,465,660	\$1,999,070	\$5,464,730
Whitsunday Regional Council	\$1,050,537	\$605,973	\$1,656,510
Winton Shire Council	\$1,066,785	\$615,345	\$1,682,130
Woorabinda Aboriginal Council	\$31,555	\$18,201	\$49,756
Wujal Wujal Aboriginal Shire Council	\$9,956	\$5,742	\$15,698
Yarrabah Community Council	\$45,250	\$26,101	\$71,351

Financial Assistance Grant Program

The Financial Assistance Grant Program has provided ongoing support to local councils since 1974-75. For the 2024-25 financial year, Queensland's 77 local councils have been allocated more than \$655 million of untied funding to spend on local priorities under the Financial Assistance Grant program. The payments are indexed annually according to a legislated formula that adjusts for population growth and Consumer Price Index increases.

Priority Community Infrastructure Program (PCIP)

The Australian Government has committed \$86.1 million over 4 years from 2022-23, through its Priority Community Infrastructure Program, to 5 local councils to deliver community and sporting infrastructure, open space improvements and other community priorities intended to assist communities to build their strengths and improve liveability.

Project Title	Org Name	AG Commitment	Total Project Cost
Brighton Foreshore Upgrade	Brisbane City Council	\$5,000,000	\$5,000,000
Pioneer River Training Wall Levee	Mackay Regional Council	\$6,100,000	\$19,428,327
Mackay Electric Vehicle and Energy Training (MEVET) Centre	Central Queensland University	\$9,000,000	\$9,000,000
Aquatic Centre for Boyne Island and Tannum Sands	Gladstone Regional Council	\$15,000,000	\$25,632,195
North Ipswich Sport and Entertainment Precinct	Ipswich City Council	\$20,000,000	\$20,000,000
Torres Strait Islands Marine Infrastructure Upgrades	Torres Strait Island Regional Council	\$40,000,000	\$40,000,000

Investing in Our Communities Program

The Government has committed \$31.2 million over 4 years from 2022-23, through its Investing in Our Communities Program, for local councils to deliver community and sporting infrastructure, open space improvements and other community priorities intended to assist communities to build their strengths and improve liveability.

Project Title	Org Name	AG Commitment	Total project Cost
Toowong Community Garden	Brisbane City Council	\$10,000	\$10,000
Upgrade Infrastructure for Windsor Royals Baseball Club	Brisbane City Council	\$10,000	\$10,000
Installation of Solar panels for Brisbane City FC	Brisbane City Council	\$10,000	\$8,182
Installation of Solar panels for Brothers Rugby Club	Brisbane City Council	\$10,000	\$10,000
Installation of Solar panels for Red Hill Bowls Club	Brisbane City Council	\$10,000	\$12,135
Centenary Dolphins Swimming Club Timing System	Brisbane City Council	\$22,000	\$22,000
Club house for Bulimba Cricket/Hockey	Brisbane City Council	\$25,000	\$72,881
Redlands Touch Football Association - Field Lighting Upgrades	Redland City Council	\$30,000	\$232,508
Russell Island (BIMSARA) - Upgrading Clubhouse Facilities	Redland City Council	\$40,000	\$40,000
Capalaba Bulldogs Soccer Club - Clubhouse Upgrades	Redland City Council	\$50,000	\$65,000
Redlands Rugby Union Club (Muddies) - Storage Facility Upgrade	Redland City Council	\$60,000	\$72,581
Bardon Latrobe Lighting Project	Brisbane City Council	\$150,000	\$164,490
Redlands Rugby League Club - Lighting Upgrades	Redland City Council	\$90,000	\$105,000
Capalaba Warriors Rugby League Club - Clubhouse and Field Upgrades	Redland City Council	\$90,000	\$90,000
Redlands Rays Baseball Club – Field and Accessibility Improvements	Redland City Council	\$90,000	\$107,680
Valley District Cricket Club Lighting	Brisbane City Council	\$150,000	\$275,388
Coorparoo Junior Australian Football Club - Infrastructure Upgrades	Brisbane City Council	\$200,000	\$241,037
Facility Improvements at Morningside Australian Football Club Inc. – Unisex Umpires Box and Changerooms	Brisbane City Council	\$200,000	\$796,855
Caxton Street Road Upgrades for Night-time Economy	Brisbane City Council	\$250,000	\$269,500

List of Infrastructure Portfolio Programs providing funding to local councils
Page 14 of 20

Project Title	Org Name	AG Commitment	Total project Cost
Victoria Point Sharks Field Lighting and Safety Improvements	Redland City Council	\$250,000	\$250,000
Up River Road Culvert Upgrade	Whitsunday Regional Council	\$300,000	\$516,336
Underwood Road Bus Turnaround	Logan City Council	\$357,500	\$648,500
Eastern Suburbs Soccer Club - Flood Mitigation and Facility Upgrades	Brisbane City Council	\$1,300,000	
Topsy Road Concrete Causeways	Kowanyama Aboriginal Shire Council	\$500,000	\$500,000
Water Play Park	Brisbane City Council	\$500,000	\$500,000
Improved facilities at Whites Hill Reserve	Brisbane City Council	\$575,000	\$635,110
Upgrades to Change Rooms and Sporting Amenities at Biloela Valleys Rugby/Soccer Club	Banana Shire Council	\$600,000	\$600,000
Cullen Point Barge Ramp Rock Wall	Mapoon Aboriginal Shire Council	\$600,000	\$1,188,500
New CCTV Safety Cameras	Logan City Council	\$800,000	\$800,000
Wilbur Street Youth Centre	Logan City Council	\$840,000	\$5,040,000
Upgrade of facilities at the Ripley Valley Football Club	Ipswich City Council	\$1,000,000	\$2,187,353
Hammel Park Facilities Upgrade	Logan City Council	\$1,000,000	\$6,752,110
Pine Rivers Netball Association Clubhouse Redevelopment	Moreton Bay City Council	\$1,500,000	\$4,499,715
Stage 3B of the Biloela Raedon Street Industrial Estate	Banana Shire Council	\$2,000,000	\$4,165,069
Sunnybank Dragon Bridge	Brisbane City Council	\$2,000,000	\$2,000,000
Davies Park Community Space - Clubhouse Renovations and Extension Project.	Brisbane City Council	\$2,000,000	\$2,011,595
Nebo Showgrounds Stage 1 Masterplan Redevelopment	Isaac Regional Council	\$2,800,000	\$2,800,000
Rebuild Caboolture Snakes Rugby League Club	Moreton Bay City Council	\$3,000,000	\$3,461,266
New clubhouse for the Narangba Eagles Football (Soccer) Club	Moreton Bay City Council	\$3,000,000	\$3,628,797
NEW Splash Park at Centenary Lakes Park in Caboolture	Moreton Bay City Council	\$3,000,000	\$4,533,630
Moreton Bay Central Sports Complex Upgrades	Moreton Bay City Council	\$3,500,000	\$7,183,920
Narangba Demons Baseball Club - Upgrade Lights	Moreton Bay City Council	\$300,000	\$1,090,474

List of Infrastructure Portfolio Programs providing funding to local councils
Page 15 of 20

Growing Regions Program – Round 1

The Government has committed \$52.2 million over 4 years from 2023-24 to 8 local councils across Queensland through Round 1 of the Growing Regions Program.

Applicant Organisation	Project Title	Commonwealth Funding Approved
Cloncurry Shire Council	Curry Kids Early Learning Centre Upgrade	\$4,123,537
Cassowary Coast Regional Council	Mission Beach Town Centre Revitalisation Project (Stage 2)	\$7,924,508
Mareeba Shire Council	Mareeba - Lake and Parkland Upgrade	\$849,197
Gladstone Regional Council	Agnes Water Skate Park Revitalisation	\$971,850
Mackay Regional Council	Northern Beaches Community Hub Stage 1B	\$15,000,000
Noosa Shire Council	Noosa Regional Trail Upgrade	\$1,640,000
Northern Peninsula Area Regional Council	Northern Peninsula Area Airport Runway Upgrade	\$13,495,190
Etheridge Shire Council	Unearth Etheridge: Tourism Developments along the Savannah Way	\$8,235,000

Growing Regions Program – Round 2

The Government has committed \$148.3 million over 3 years from 2024-25 to 20 local councils across Queensland through Round 2 of the Growing Regions Program.

Applicant Organisation	Project Title	Commonwealth Funding Approved
Whitsunday Regional Council	Cannon Valley Sports Park	\$15,000,000
Blackall - Tambo Regional Council	Blackall Cultural Precinct	\$14,962,719
Whitsunday Regional Council	Cannonvale Community Facility	\$14,876,000
Quilpie Shire Council	Eromanga Natural History Museum Dinosaur Galleries	\$14,813,000
Sunshine Coast Regional Council	Honey Road Sports and Recreation Precinct Stage 1	\$13,600,000
Sunshine Coast Regional Council	First Avenue Streetscape	\$11,897,600
Boulia Shire Council	Boulia Shire Community Hub	\$10,423,400
Maranoa Regional Council	Roma Pool Revitalisation: Equitable, Accessible, Community Infrastructure	\$9,500,000
Wujal Aboriginal Council	Construction of a new Council Administration and Community Development Hub	\$7,489,800
Cloncurry Shire Council	Scarr Street Revitalisation Project (CBD Upgrade)	\$5,990,000
Gladstone Regional Council	Harbour Arbour - East Shores to City Heart Activation Project	\$5,330,404
Cairns Regional Council	Redlynch Community Sporting Precinct	\$5,000,000
Burke Shire Council	Burketown Health and Wellbeing Precinct Stage 1 – Splash Park & Playground	\$4,096,737
Cairns Regional Council	Cairns Community and Multicultural Centre (the Centre)	\$4,000,000
Longreach Regional Council	Longreach Recreational Precinct	\$2,251,418
Barcoo Shire Council	The Barcoo Regional Sports and Recreation Enhancements Project	\$2,132,148
Mapoon Aboriginal Council	Mapoon Streetscape Beautification and Shared Cycle and Pedestrian Path	\$1,959,358
Hope Vale Aboriginal Shire Council	Hope Vale Aboriginal Shire Council Digital Services Centre Project	\$1,843,972
Flinders Shire Council	Hughenden Showgrounds Development	\$1,796,000
Woorabinda Aboriginal Council	Woorabinda Water Park	\$1,388,710

Regional Development Australia (RDA) Committees Program

The Government has committed \$4.8 million in 2024-25 to fund 11 separate RDA Committees across Queensland. RDA Committees play a role in helping to drive economic growth and innovation in regions by facilitating investment in the community, industry and the environment. While RDA program funding does not go directly to local councils, RDA Committees work with all levels of government, including the relevant local councils of their region.

Funded RDA Committees: RDA Brisbane City, RDA Central and Western Queensland, RDA Darling Downs and South West, RDA Gold Coast, RDA Greater Whitsunday, RDA Ipswich and West Moreton, RDA Logan and Redlands, RDA Moreton Bay and Sunshine Coast, RDA Townsville and North West Queensland, RDA Tropical North and RDA Wide Bay Burnett.

Thriving Suburbs Program

The Government has committed \$9.7 million over 3 years from 2024-25 to 2 local councils across Queensland through the Thriving Suburbs Program.

Applicant Organisation	Project Title	Commonwealth Funding Approved
Somerset Regional Council	Toogoolawah Gateway Centre	\$3,677,170
Moreton Bay City Council	Samford Parklands Village Green Park Upgrade	\$2,284,500
Moreton Bay City Council	Talobilla Park Softball Clubhouse Upgrade, Kippa-Ring	\$2,440,500
Somerset Regional Council	Mount Glen Rock Hiking Trails	\$1,384,123

Precincts and Partnerships Program

The Government has committed \$5.0 million to date in 2024-25 to 2 Queensland councils through its regional Precincts and Partnerships Program, supporting transformative investment and growing economies in regional, rural and remote Australia.

The Government has committed \$3.8 million to date in 2024-25 to one Queensland Council through the urban Precincts and Partnerships Program. This program aims to bring together governments and communities to fund the design, development and delivery of urban precincts.

Applicant Organisation	Project Title	Commonwealth Funding Approved
Croydon Shire Council	Croydon Precinct Growth Plan	\$2,813,500
Mareeba Shire Council	Mareeba CBD Revitalisation	\$2,143,249
Ipswich City Council	Ipswich Central Hearts: Arts, Commerce and Urban Greening	\$3,837,000

Deals

The Government has committed \$641.3 million over 7 years from 2022-23 to 2028-29 to honour 3 previously signed deals with 14 local councils across Queensland.

- South East Queensland City Deal (Funded councils: Brisbane, Ipswich, Lockyer Valley, Logan, Moreton Bay, Noosa, Redland, Scenic Rim, Somerset, Sunshine Coast and Toowoomba Councils)
- Hinkler Regional Deal (Funded councils: Fraser Coast Regional Council and Bundaberg Regional Council)
- Townsville City Deal

Housing Support Program

The Government has committed \$98.4 million over 2024-25 to local councils across Queensland under the Planning and Community Enabling Infrastructure Streams of the Housing Support Program. These Streams support the delivery of increased housing supply by funding projects that seek to deliver enabling infrastructure and provide amenities to support new housing development or improve building planning capability.

The Planning Stream funds 14 local councils.

Funding Recipient	Project Name	Aust Govt. Funding Amount	Total Project Cost
Bundaberg Regional Council	New Bundaberg Hospital Local Area Precinct planning	\$150,000	\$150,000
Cairns Regional Council	Cairns City Precincts Urban Regeneration	\$655,441	\$1,120,171
Carpentaria Shire Council	Ellis Street Housing Subdivision Planning	\$139,700	\$139,700
Ipswich City Council	The City of Ipswich Western Corridor Housing Plan	\$500,000	\$500,000
Kowanyama Aboriginal Shire Council	Kowanyama Future Housing Supply Strategy	\$160,000	\$160,000
Lockyer Valley Regional Council	Rebuilding Grantham – A Detailed Structure Plan	\$350,000	\$350,000
Murweh Shire Council	Murweh Shire Council Aurora Subdivision Planning Project	\$578,584	\$578,584
Noosa Shire Council	Master Planning Council- owned Land for Increased Housing	\$378,311	\$378,311
North Burnett Regional Council	Master Planning of North Burnett Region	\$450,000	\$450,000
Rockhampton Regional Council	Master Planning for Residential and Mixed Use Development of the CQU North Rockhampton Priority Development Area	\$500,000	\$615,000
Sunshine Coast Council	Residential Assessment Streamlining Improvement Project	\$491,480	\$991,480
Torres Shire Council (TSC)	Torres Strait - Horn Island Housing Growth Master Plan	\$1,255,000	\$1,255,000
Townsville City Council	Townsville Housing Strategy 2025	\$150,000	\$150,000
Yarrabah Aboriginal Shire Council	Yarrabah Aboriginal Shire Council Master Planning and Approvals for 45 social houses	\$976,200	\$976,200

The Community Enabling Infrastructure Stream funds 5 local councils:

Applicant	Project name	AG Amount	Total project cost
Moreton Bay City Council	Upgrade of the Young Road / Oakey Flat Road / Sovereign Drive intersection, Narangba	10,177,166	12,894,638
Northern Peninsula Area Regional Council	New Mapoon Social Housing Development - Langie Draha Street Upgrade	1,816,499	1,816,498.95
Northern Peninsula Area Regional Council	Seisia 32 Lot Residential Development	9,958,813	9,958,812.61
Northern Peninsula Area Regional Council	Bamaga 20 Lot Social Housing Development	5,154,812	5,154,811.60
Redland City Council	Kinross Road Estate - Thornlands - Entrance Road Upgrade	35,504,200	35,504,200
Yarrabah Aboriginal Shire Council	Yarrabah Aboriginal Shire Council - Critical Enabling Infrastructure Water (WTP) and Sewerage Treatment Plant (STP) Upgrades.	18,832,522	18,832,522

Deals

The Government has committed \$641.3 million over 7 years from 2022-23 to 2028-29 to honour 3 previously signed deals with 14 local councils across Queensland.

- South East Queensland City Deal (Funded councils: Brisbane, Ipswich, Lockyer Valley, Logan, Moreton Bay, Noosa, Redland, Scenic Rim, Somerset, Sunshine Coast and Toowoomba Councils)
- Hinkler Regional Deal (Funded councils: Fraser Coast Regional Council and Bundaberg Regional Council)
- Townsville City Deal

Remote Roads Upgrade Pilot Program (RRUPP)

The RRUPP will provide \$62.2 million over 4 years from 2022-23 to 12 local councils in Queensland for road improvement projects in regional communities to address significant deficiencies on key regional and rural roads that limit community access, pose safety risks, and impact the economic development of the surrounding area.

Council	Project name	AG Amount	Total project cost
Boulia Shire Council	Springvale Road gravel resheeting	\$1,935,000	\$1,548,000
Bulloo Shire Council	Warri Gate Road Stage 1	\$10,000,000	\$8,000,000
Diamantina Shire Council	Birdsville Developmental Road gravel resheeting	\$2,000,000	\$1,600,000
Maranoa Regional Council	Strategic Bitumen Extensions to Maranoa	\$15,000,000	\$12,000,000
Maranoa Regional Council	Bollon Rd Bitumen Extension	\$15,000,000	\$12,000,000
Banana Shire Council	Cracow Road upgrade	\$4,136,000	\$3,308,470
Balonne Shire Council	Mitchell-Bollon Road upgrade	\$287,500	\$230,000
Gladstone Regional Council	Lowmead Road Safety and Sealing Upgrade	\$13,376,000	\$10,700,800
Carpentaria Shire Council	Iffley Road gravel upgrade	\$5,258,359	\$4,206,687
Carpentaria Shire Council	Koolatah – Dixie Road widening	\$3,097,053	\$2,477,642
Rockhampton Regional Council	Stanwell-Waroula Road Upgrade Project	\$2,133,500	\$1,706,800
Blackall-Tambo Regional Council	Langlo Road resheet	\$600,000	\$480,000
Barcoo Shire Council	Bimerah-Isisford Road, Stonehenge	\$5,000,000	\$4,000,000

Road Safety Program

The Road Safety Program will provide \$255.8 million over the 3 years from 2023-24 to 2025-26 in Queensland to support the rollout of lifesaving road safety treatments that will contribute to a reduction in death and serious injury road crashes, and provide greater protections for vulnerable road users such as cyclists and pedestrians. Various local governments in Queensland have received funding under this program.

Safer Local Roads and Infrastructure Program

The SLRIP is an application-based and merit-assessed program open to states, territories and local governments. A notional allocation of \$102 million over the 2024-25 and 2025-26 financial years is set aside for projects in Queensland. The program provides funding for projects that address current and emerging priorities in road infrastructure needs. Focus areas include improving road safety, productivity, bridge renewal, road resilience, sustainability, and heavy vehicle rest areas. This program consolidates the former Bridges Renewal Program and former Heavy Vehicle Safety and Productivity Program.

Active Transport Fund

The Active Transport Fund is currently assessing applications for the \$100 million available over the next 5 years from 2024-25 for the design and construction of new or existing bicycle and walking pathways. The aim of the program is to encourage an increase in active transport through the upgrade of existing and construction of new bicycle and walking pathways across Australia. The program has been created as part of the Government's commitment, under the National Road Safety Strategy 2021-30, to improve road safety outcomes for bicyclists and pedestrians. The program also supports the Australian Government's commitment to reducing transport emissions and supporting active and liveable communities. States, territories and local governments were eligible to apply for funding.

Black Spot Program

The Black Spot program has committed \$46.5 million to projects to be delivered by various local government authorities in Queensland during 2024-25 and 2025-26. These projects will improve road safety and help prevent serious injuries and deaths on our roads. Black Spot projects target dangerous road locations where crashes are occurring or are at risk of occurring.

Council	Project name	Total project cost	AG Amount
Cassowary Coast	Flying Fish Point Road and Palm Avenue Between Jubilee Road and Wattle Avenue	\$13,000	\$13,000
Sunshine	Carter Road Between Nambour-Mapleton Road and Perwillowen Road	\$30,000	\$30,000
Cassowary Coast	Bingil Bay Road 2.0km northeast of El Arish Mission Beach Road	\$17,500	\$17,500
Cairns Regional	Kenny Road Dutton Street	\$101,500	\$101,500
Gympie	Calton Hill Church Street	\$51,000	\$51,000
Southern Downs	Railway Street Britannia Street	\$23,500	\$23,500
Bundaberg Regional	Windermere Road Hummock Road	\$175,000	\$175,000
Gympie	Duke Street Jane Street	\$59,500	\$59,500
Gympie	Louisa Street Alfred Street	\$63,000	\$63,000
Logan	George Street Distillery Road	\$800,000	\$800,000
Lockyer Valley	Old Laidley - Forest Hill Road 1.8km northwest of Laidley Plainland Road	\$421,593	\$421,593
Toowoomba Regional	Drayton Road South Street	\$287,000	\$287,000
Logan	Mundoolun Road 900m north of Beaudesert Beenleigh Road	\$1,480,000	\$1,480,000
Toowoomba Regional	Gowrie Lillyvale Road 400m south of Gilberts Road	\$349,500	\$349,500
Moreton Bay	Protheroe Road and Forgan Road 400m stretch commencing 300m west of Byrnes Road North	\$699,000	\$699,000
Toowoomba Regional	Bridge Street West Street	\$552,000	\$552,000
Brisbane	Melton Road Nellie Street	\$550,500	\$550,500
Brisbane	Wynnum Road Southgate Avenue	\$1,027,500	\$1,027,500
Sunshine	Mons Road Between Owen Creek Road and William Street	\$268,000	\$268,000
Townsville	Riverside Boulevard Riverbend Drive	\$125,000	\$125,000
Gympie	Neerdie Road East of Laceys Lane	\$1,664,000	\$1,664,000
Logan	Hein Road From The Aspect to 260m north of Grassdale Street	\$1,950,000	\$1,950,000
Fraser Coast	Chapel Road Woods Road	\$1,902,000	\$951,000
Toowoomba Regional	South Street West Street	\$374,000	\$374,000
Toowoomba Regional	Platz Street Wuth Street	\$139,500	\$139,500
Logan	Hein Road From Stegemann Road to The Aspect	\$1,740,000	\$1,740,000
Sunshine	Cotton Tree High Pedestrian Activity Area	\$1,772,500	\$1,772,500
Bundaberg Regional	Avoca Street Walker Street	\$467,000	\$467,000
Rockhampton Regional	Rodboro Street From McKean Street to Water Street	\$1,270,500	\$1,270,500
Townsville	Sooning Street 40m northwest from Harbour Drive	\$461,000	\$461,000
Mackay Regional	Eversleigh Road Between Bruce Highway and Sarina Beach Road	\$95,500	\$95,500

15.3 INTERIM LOCAL ADVISORY COMMITTEE

Author: Executive Officer

Attachments: Nil

PURPOSE (EXECUTIVE SUMMARY)

Mornington Shire Council (Council) has an adopted vision to “empower our Community – Our people”. Council has embraced the Queensland Government Local Thriving Communities (LTC) model as a strategy to achieve this vision.

As a part of the LTC initiative, the Queensland Government is committed to reframing the relationship with First Nations peoples, by collaborating with Aboriginal and Torres Strait Islander peoples. Local decision-making, having a voice and self-determination underpin this commitment. The authority to make local decisions on the design and delivery of government programs and services, as well as for participation in economic development are key to reframing relationships and improving shared outcomes.

The establishment of a local decision-making body as an advisory committee to the Council, will assist in ensuring the voices of local people are heard as a part of all future local, State and Commonwealth policy/ strategy development and implementation, consistent with Council’s vision.

During an Informal workshop held on Friday 14 February 2025, Councillors selected the following recipients from the self-nominations received as the initial members of the advisory committee: Bereline Loogatha, Roxanne Thomas, Michael Wilson, Delena Juhel, and Talaseah Thompson.

BACKGROUND & PREVIOUS COUNCIL CONSIDERATION*Advisory Committee Structure*

The key characteristics of the Advisory Committee will be:

- Comprising up to six (6) non-Councillor members which each represent the six (6) major family groups in the region
- Members will demonstrate high levels of integrity and will be upstanding members of community
- There will be no less than three (3), but no more than six (6), non-Councillor members
- The Chair will be the Mayor (or Deputy as proxy)
- The Secretariat will be responsible for:
 - arranging meetings of the Committee;
 - preparation and distribution of the agenda for Committee meetings;
 - publication of the agenda for Committee meetings;
 - maintenance of an Action Items Register arising out of Committee meetings;
 - preparation of a summary written report to the Chair of each Committee meeting, to be noted at the next Ordinary Meeting of Council; and
 - facilitating CEO approval of remuneration payments/ expense reimbursement for members.
- Meetings will be every two (2) months
- Meetings will be no more than two (2) hours duration
- Meetings will be open to the public (unless closed business)
- Non-Councillor members will be remunerated with a meeting fee three hundred (\$300) per meeting is proposed
- All members will be entitled to expense reimbursement under Council’s Expense Reimbursement Policy
- All meetings will be catered (tea, coffee, light snacks)

FINANCIAL & RESOURCE IMPLICATIONS

Council has received \$185,000 for Service Enhancement funding from the Queensland Government, as represented by the Department of Treaty, Aboriginal and Torres Strait Islander Partnerships, Communities and the Arts for operation of an advisory committee. The committee and any consultants will be funded from this budget. Council operational funds will not be utilised for this initiative.

RECOMMENDATION

That Council:

- 1) formally appoint Bereline Loogatha, Roxanne Thomas, Michael Wilson, Delena Juhel, and Talaseah Thompson to the Local Thriving Communities Interim Local Advisory Committee;
- 2) endorse Mayoral correspondence to be sent to each Local Advisory Committee appointee congratulating them for their new role; and
- 3) engage the services of a reputable first nations facilitator to lead an initial workshop with Local Advisory Committee members and community.

16 PLANNING AND COMMUNITIES**16.1 QUEENSLAND GOVERNMENT DEPARTMENT OF HOUSING TENANCY SERVICES UPDATE**

Author: Director Corporate and Community

Attachments: 1 Mornington Island Delivery Report - February 2025

PURPOSE (EXECUTIVE SUMMARY)

Ms Alexia Kelso, Customer Tenancy Services, Queensland Government Department of Housing intends to provide a verbal status update related to the two hundred and twenty-nine (229) social housing properties in Gununa, Mornington Island.

BACKGROUND & PREVIOUS COUNCIL CONSIDERATION

Written and verbal reports from the Queensland Government Department of Housing Tenancy Services provide advice related to accounts in arrears, temporary absences and subsequent investigations, vacancies, transitional properties and a register of need.

The Department of Housing Tenancy Services team have indicated a commitment to monthly meetings with Council representatives, on island, going forward.

The Department of Housing team is also committed to providing regular reports related to housing allocations and any housing tenancy matters.

The department has also introduced a property allocation form, with proposed Council endorsement and sign-off. There are no proposed property allocations for the month of February 2025. However, the Department of Housing infrastructure team seek Council's priority list for plug-in sites which will be considered under the cover of a separate report as a part of the February Ordinary Council agenda papers.

FINANCIAL & RESOURCE IMPLICATIONS

There are no financial impacts for Council regarding Queensland Government Department of Housing Tenancy Services. (Council does retain the Q Build contract for maintenance and upgrade of social housing. However, this commercial arrangement is considered differently from the administrative allocation of housing for community members).

RECOMMENDATION

That Council receive and note the report related to Queensland Government Department of Housing Tenancy Services for February 2025.

Department of Housing and Public Works

Aboriginal and Torres Strait Housing Unit – Delivery

Delivery Update

For Mornington Aboriginal Shire Council – February 2025

Social Housing Properties

- 229 in total Social Housing Properties
 - 1 under an Agency Appointment (Dept. acting as an agent for Council)
 - 228 under a 40yr lease arrangement

Arrears – 0 weeks and higher

- 76 accounts in arrears

Tenancy management sending breach notices to tenants with outstanding rent arrears
 Rent arrears are decreasing.

Tenancy is working with the tenants and discussing payment plans for outstanding rent arrears –
 payments plans increasing and tenants are continuing to keep plans in place

Tenancy management has successfully signed up new payment plans and now have only 2 rent
 accounts that do not have a successful payment plan. We will continue to with conversions and
 support to these tenants.

Temporary Absences being investigated/reviewed – ongoing


- 3

Temporary Absences Approved

- 10

VACANCIES (not including transitional housing)		
126 Wengka St		Under Maintenance
157A Maarnmaarn Katha St		Under Maintenance
126A Wengka St		Under Maintenance
166 Dungguh Cl		Under Maintenance

Transitional Properties / upgrades



Register of Need – 48 applications

Bedroom	#
1	24
2	11
3	5
4	6
5	1
6	1

Tenancy Management News

- Tenancy Management currently investigating tenants not residing at properties- ongoing
- Tenancy Management continue to talk to tenants around yard maintenance, letters sent to each household – ongoing
- Tenancy Management working on promoting an application drive for the community together with council and other stakeholders - ongoing
- Tenancy Management will investigate household numbers and names to help drive up the applications, working with Council – ongoing

Next Schedules Visits

The below trips have been booked and scheduled:

- 24th – 28th February – CSM Alexia Kelso and SHO Duane Hulley
 - 10th – 14th March – CSM Alexia Kelso and SHO Duane Hulley
 - 24th – 28th March – SHO Duane Hulley and SHO Mary Jo Cragie
-

Tenancy Team

- Alexia Kelso Client Service Manager – 0459 864 881
- Mary Jo Craigie Senior Housing Officer - 0436 632 037
- Duane Hully Senior Housing Officer – 0436 632 038
- Adi Gonerogo Senior Housing Officer -0436632074

Tenancy Team Movements

- Office will be closed when the team is not on the island.
- Tenancy Management will continue to provide a housing service to the community. The team will be available by phone in the hours between 8:30 – 4:30 Monday to Friday.
- Management will commence a new recruitment process for another Local Housing Officer, advertising will be put up in the community to attract applicants. Date to be advised. – ongoing
- We will be saying goodbye to our SHO Duane Hulley on the 7th March We will be looking for a new SHO in the near future.

Contact Details**Alexia Kelso Customer Service Manager****Ph:** 07 44 372 719**M:** 0459 864 881**Department of Housing and Public Works
19 West St Mount Isa Qld 4825**

16.2 FORWARD REMOTE CAPITAL FUNDING AGREEMENT

Author: Director Corporate and Community

Attachments: Nil

PURPOSE (EXECUTIVE SUMMARY)

The purpose of the accompanying report is to ensure that the Queensland Government Department of Housing and Public Works Forward Remote Capital Funding Agreement is fit-for-purpose. It is imperative for the capital funding agreement to be responsive to Council's immediate and interim term social housing construction program needs.

BACKGROUND & PREVIOUS COUNCIL CONSIDERATION

The Queensland Government Department of Housing and Public Works has a remote capital housing program. The program enables progressive construction of customised social housing, to accommodate Mornington Island community needs and to alleviate overcrowding challenges.

FINANCIAL & RESOURCE IMPLICATIONS

Mornington Shire Council has been allocated \$7.328m as a part of the Queensland Government Forward Remote Capital Program budget.

Council has been given in-principle support to construct four (4) 2-bedroom units and plug-ins with remaining funds, following an unsuccessful tender process for construction of five new homes and four two-bedroom units, during 2024.

RECOMMENDATION

That Council delegate the Chief Executive Officer to endorse proposed non-financial variation(s) to the Queensland Government Department of Housing and Public Works Forward remote capital funding agreement. This will enable scope of works amendments from construction of five (5) new homes and four (4) 2-bedroom units (including infrastructure works for Lot 926 Lardil Street), to enable construction of four (4) 2-bedroom units (including infrastructure works for Lot 926 Lardil Street) and the construction of plug-ins with the remainder of funds, comprising 2-bedroom extensions.

16.3 ACCOMMODATION AND HOSPITALITY REPORT

Author: Director Accommodation and Hospitality

Attachments: Nil

PURPOSE (EXECUTIVE SUMMARY)

The purpose of this report is to provide an update related to accommodation and hospitality activities for the month of February 2025.

BACKGROUND & PREVIOUS COUNCIL CONSIDERATION**Carriage limit**

January saw a decline in sales of approximately 14% compared to the previous month. We welcomed new staff members to the Carriage team, including Tommis and Nancy, a well-known member of our community. Their local knowledge is invaluable in maintaining a safe and responsible service environment.

The team continues to work diligently to uphold community safety standards, particularly in enforcing responsible alcohol service. We have adopted a zero-tolerance approach to abuse, which unfortunately led to the issuance of a ban notice this month. The local police team provided significant support in serving this notice.

To address ongoing challenges, we hold weekly team meetings to discuss Carriage-related operations and emerging issues. In these meetings we strategize new ways to make the service period run effectively. During this transitional period, I remain actively involved in on-the-ground support for the team. Their commitment to ensuring a safe environment is commendable, and we emphasize that responsible alcohol service is a shared community responsibility.

We encourage community members to support the Carriage team by reporting individuals in line who may be intoxicated or underage. While turning individuals away due to exceeding the limit is never ideal, fostering awareness and self-regulation within the community will help reduce these incidents over time.



Carriage Limit

For the month ended	31/12/2024	31/01/2025
Total People (# Sales)	3,355	2,928
Total Sales \$	275,308	229,648
Trading days	31	31
Average Price Per Person	82	78

- **Total alcohol stocked and served:** Equivalent to 32 pallets or 35.7 tonnes.
- **Incident reports:** 1 ban issued for threatening staff, reported to police.

Performance Statistics

Plans are underway to finalise the design and specifications for the tavern kitchen upgrade. As part of this process, a thorough assessment of the existing equipment is being undertaken to determine its condition and identify any additional purchases required.

This project is being supported by a **\$250,000 grant** under the **National Resilience Fund – Infrastructure**, which will significantly contribute to the necessary upgrades. Given its importance, the Tavern kitchen upgrade remains a **priority project**, and we are working diligently to finalize plans and obtain quotes for the fit-out.

Future Considerations

Due to operational constraints at the current Carriage location, we are in the early stages of planning its relocation. Following discussions with Liquor Licensing, the proposed new site is the lower section of the warehouse area, with access from the Oval side. While this project is still in its initial phases, we aim to initiate the transition within the first half of the year, factoring in Liquor Licensing's processing requirements.

Laundry Operations and Training Update

Planning and cost assessments for the laundry upgrade are currently in progress. This upgrade includes the installation of new commercial washing machines and dryers, which will be carried out alongside the Ergon power upgrade. Additionally, new hot water systems will be installed as part of this initiative

Training for the housekeeping team, led by Deb and her team, is progressing well. The focus remains on improving attendance, presentation, and overall productivity to ensure all team members contribute fairly to daily operations. Continued efforts are being made to enhance efficiency and maintain high service standards



RECOMMENDATION

That Council receive and note the report related to accommodation and hospitality for February 2025.

16.4 FORWARD REMOTE CAPITAL HOUSING PROGRAM - PRIORITY PLUG-IN CONSTRUCTION LIST

Author: Director Corporate and Community

Attachments: 1 Mornington Island potential plug-in sites & information

PURPOSE (EXECUTIVE SUMMARY)

The purpose of this report is to ensure that Council has familiarity with potential plug-in sites and relevant information related to residents at each address. Before further roll out the Forward remote capital housing program, the Department of Housing and Public Works require Council's formalised priority list for construction during 2024/25 and 2025/26.

BACKGROUND & PREVIOUS COUNCIL CONSIDERATION

The Department of Housing and Public Works, in consultation with the Mornington Island community and tenancy services has formerly devised a listing of potential Gununa plug-in sites.

There are sixteen (16) potential sites. Eleven (11) sites are in Lardil Street, one in Yarrburkan Street, one in Wurrurku Crescent, one in Dunlyu Street, one in Ngerrawum Street; and one in Djinkiya Street.

Collated information about the potential plug-in sites comprises tenancy names, existing building structure, whether children under thirteen years of age are in attendance; customised comments for each property; and whether the parcel of land can accommodate a plug-in. It is noted that two properties, 316A Lardil Street and 77 Djinkiya Street cannot accommodate a plug-in on site. As such, that negates them from being a part of the priority construction list.

FINANCIAL & RESOURCE IMPLICATIONS

Mornington Shire Council has been allocated \$7.328m as a part of the Queensland Government Forward Remote Capital Program budget.

Following a 2024 tender process and negotiations with conforming tenderers, Council formally advised the Department of Housing and Public Works that there were insufficient funds to construct five new residential dwellings and four units.

As such, Council has now been given approval to progress four (4) 2-bedroom units and plug-ins with remaining funds.

RECOMMENDATION

That Council select five (5) absolute priority plug-in sites for rollout (subject to funding availability during the 2024/25 and 2025/26 financial years.

16.5 YOUTH HUB REPORT

Author: Director Corporate and Community
Attachments: Nil

PURPOSE (EXECUTIVE SUMMARY)

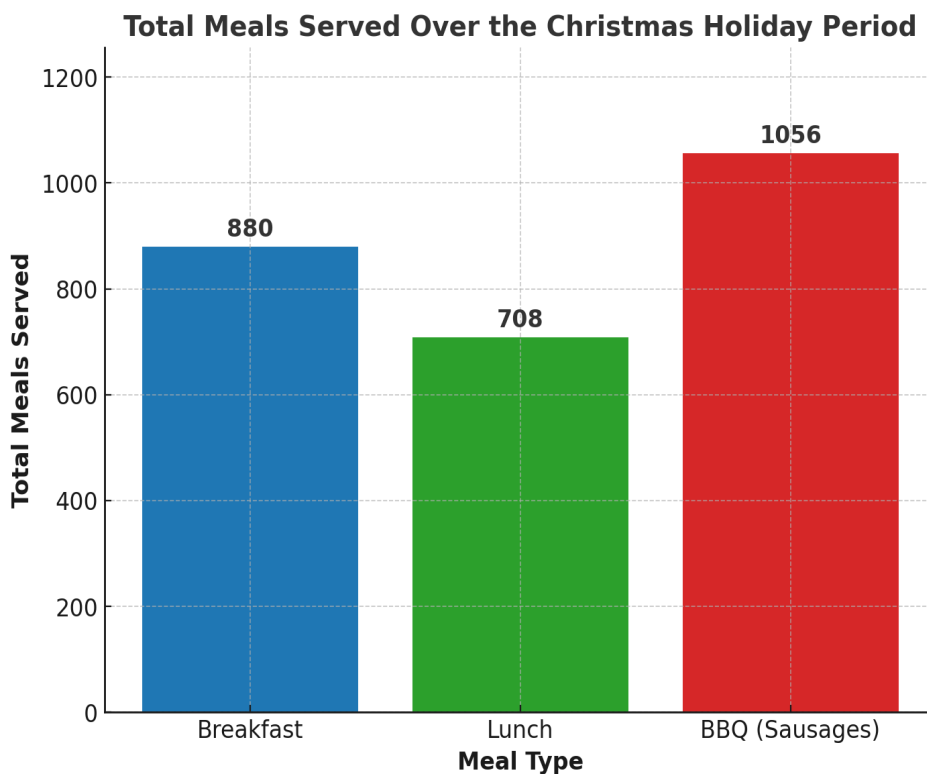
The purpose of this report is to provide Council with a comprehensive update related to youth participation at the Youth Hub during the December 2024 and January 2025 school holiday period.

BACKGROUND & PREVIOUS COUNCIL CONSIDERATION

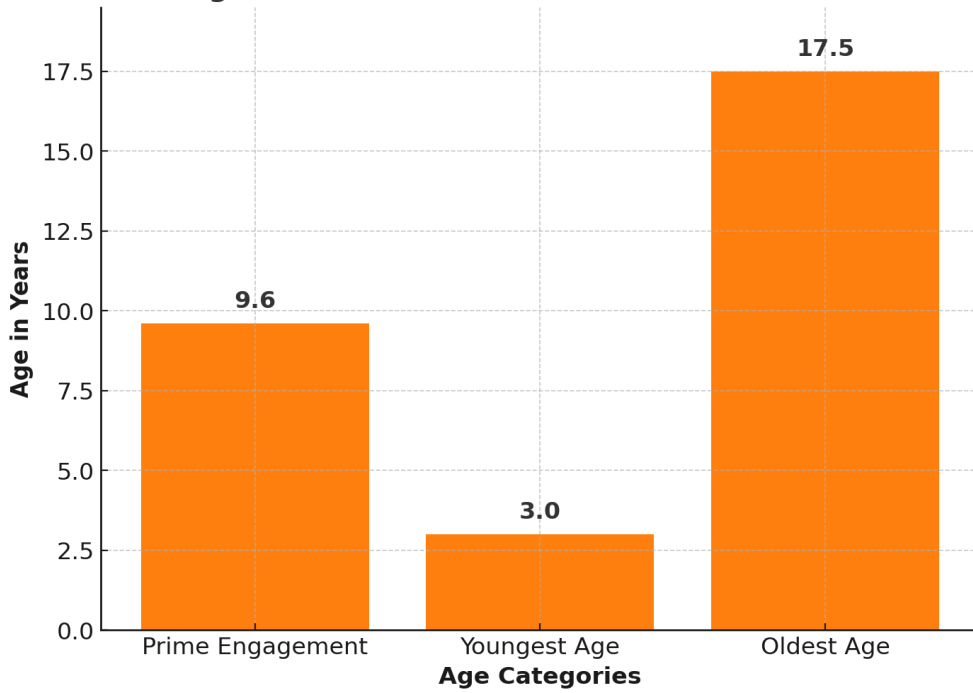
The Youth Hub plays a vital role in addressing food insecurity among young people living on Mornington Island, particularly during the school holidays when youth lose access to school-provided lunches. During this time, the Hub has provided meals to children and young people aged 4 to 18, ensuring they have reliable access to nutritious food. This support not only alleviates hunger but also fosters a supportive and inclusive environment that promotes social interaction and overall well-being.

The Youth Hub also offers a safe and engaging space where young people spend time participating in a wide range of activities. The Hub focuses on re-engaging youth who are disconnected from educational or vocational settings by developing programmes that serve as pathways into alternative education initiatives. These initiatives help young people build skills, confidence, and the tools needed to overcome barriers and improve school attendance.

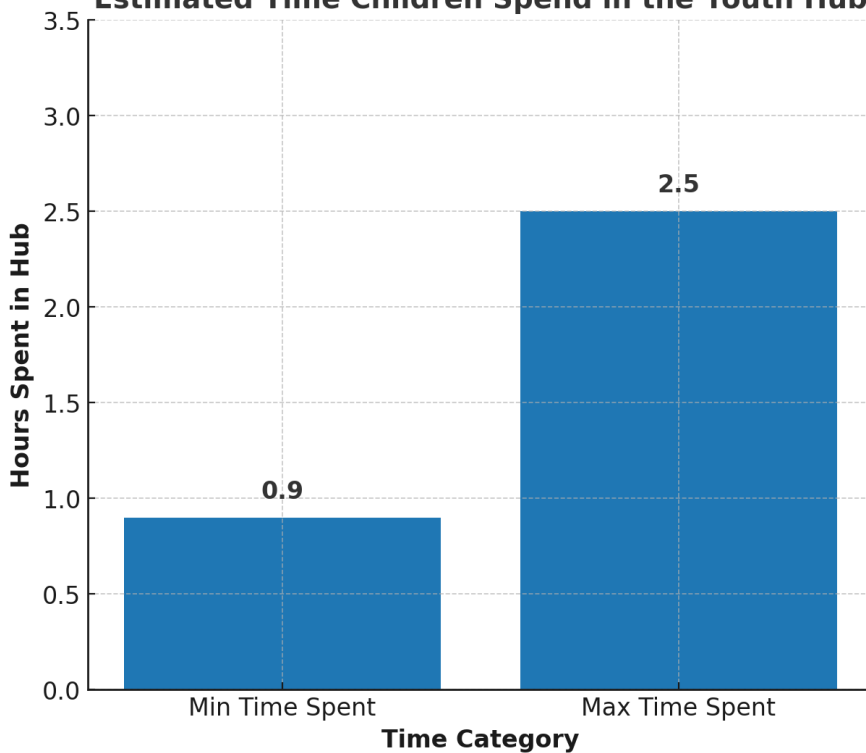
Attached graphs provide further insight into meal distribution, age demographics, and youth engagement levels.

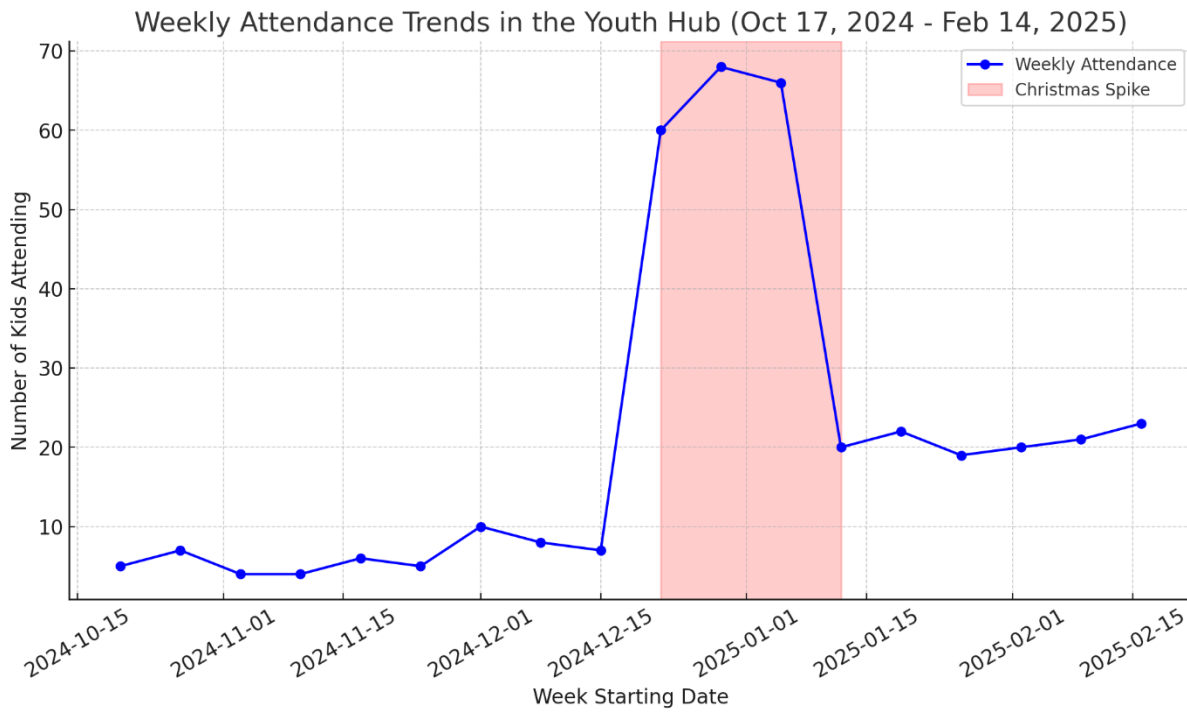


Age Distribution of Children at the Youth Hub



Estimated Time Children Spend in the Youth Hub





Youth Hub staff comprising Jimmy Pilic, Daniel Smedley, as well as part time and casual team members are to be commended for their efforts to foster a positive rapport with young people; and providing them with a positive environment, complementary to school.

FINANCIAL & RESOURCE IMPLICATIONS

Youth services, youth hub and school holiday programming are operating within designated 2024/2025 budgets.

RECOMMENDATION

That Council receive and note the Youth Hub report for February 2025.

17 HOUSING DEPARTMENT**17.1 HOUSING & FACILITIES REPORT**

Author: Director Housing and Facilities

Attachments: Nil

PURPOSE (EXECUTIVE SUMMARY)

The purpose of this report is to provide Council with an update of Housing department activities for the month of January 2025.

BACKGROUND & PREVIOUS COUNCIL CONSIDERATION*SUMMARY 2024/25 FY*

200 - Total jobs received via Q Build portal

438 - Total jobs invoiced via Q Build portal

10 - Upgrades Invoiced to Q Build for 2024/25 FY

15 - Solar Hot Water System replacements for 2024/25 FY

27 - Total repaints for 2024/25 FY

Q BUILD - WORKS PROGRAMS***QBuild Do & Charge program***

262 - January work orders carried over

68 - January Work Orders received into portal

55 - Do & Charge jobs invoiced to Q Build in the month of January

24/25 FY Q Build Purchase Orders Program

2 - bathroom upgrades to Q Build for January

3 - Solar Hot Water System replacements for January

2 - repaints were completed and invoiced for January

Q Build maintenance requests

1) 4 x Refurbishment tenders requests

2) 3 x Kitchen upgrades tender requests

3) Community's request to have the blue phone relocated has been communicated to Q Build, and they have agreed to move it to a new location at the new administration building. Awaiting confirmation on the lead time.

Funded programs***\$2.35 million interim capital works program***

The scope of this project is to deliver one duplex and one plug-in and is funded by the Department of Community, Housing and Digital Economy (DCHDE).

This project is nearly complete, approximately 2 months to completion.

Duplex 152 Lardil Street

The internal and external painting works have been completed as well as kitchen joinery. Electrical fit off is complete. Significant delays are being experienced across all projects due to a shortage in man power and management capability of James Constructions. Carports arrived and are in the Red Shed. \

Works will start again once James Constructions mobilise to site.

MSC is in discussions over how to complete works in a timely manner.

Currently looking at mid-April 2025 completion date.

***Plug-in 30 Lardil Street***

All internal and external painting as well as the flooring have been completed. Bathroom is complete just require solar hot water installation and minor works to complete build. Issues with contractor not returning to site.

***Indigenous Knowledge Centre (IKC)***

The Indigenous Knowledge Centre is funded under the Local Government Grants and Subsidies Program (LGGSP). Internal fit-out is well advanced. Completion is now expected in early December.

**Forward Remote Capital Programme \$6.9m**

Architectural design work for the 4 2 bedroom units proposed for Lot 926 Lardil St is complete. The tend is currently being advertised and closes 28 February 2025. Recommendations will be made for Council at the March 2025 Ordinary meeting.

Preliminary work on additional plug-in's is awaiting Council review of proposed addresses and nomination of priority properties. Once this has been finalised, survey work can commence to identify any site constraints.

Gulf Trust Grant – Salvation Army opportunity shop refurbishment

Funding has been approved and works have commenced for the opportunity shop refurbishment including a front balcony renovation. Toilet and shower conversions have been completed. Flooring and painting works as well as a disability ramp installation are pending. Orange Sky mobile laundry unit is operating well.

Queensland Fire and Emergency Services funding: SES shed upgrade

SES shed fit out to install internal walls and ceilings has been completed. Carport installation and concrete works have also been completed.

In kind support - United Church airconditioning installations

Installation of four 8.5kw Daikin air conditioning units in the church. Supply and installation of air conditioning units was funded by Council.





Financial & Resource Implications

All housing and facilities projects are operating within designated 2024/25 budget parameters.

RECOMMENDATION

That Council receive and note the housing report for February 2025.

18 FACILITIES DEPARTMENT

Nil

19 ENGINEERING**19.1 ENGINEERING REPORT**

Author: Director Engineering

Attachments: Nil

PURPOSE (EXECUTIVE SUMMARY)

This report provides an overview of the Engineering division activities for February 2025.

BACKGROUND & PREVIOUS COUNCIL CONSIDERATION**Airport**

Scott and Allan have been working with Annette James from Aviation Consultants to update procedures. A new automated software program is currently being assessed to alleviate paperwork.

Town Amenities

The workshop has repaired two of the three ride-on mowers and we have six of the nine brush cutters running now. As such, the Parks and Gardens team can continue cleaning of the streets.

Fencing

Shannon has been erecting fencing. Installed automatic gates at the workshop and other projects throughout the township.

Roads & Civil Works

The road crew have been clearing roads and fixing potholes, pushing the dump when needed and moving dumped cars to the barge area for removal off island. Due to road damage emergency repair work through Queensland Reconstruction Authority will commence as soon as approvals have been obtained.

Workshop

Workshop has been maintaining, servicing and repairing vehicles, as well as machinery. The team are introducing a new fleet and stock program which will help with servicing and stock control (Mechanic Desk software).

Batching Plant

Ross has taken an extra week off, James has been supervising while Ross has been away. Batching plant is running well, and the area is being kept tidy. Stock is being kept at the batching plant for the start of the new season.

Water & Waste

The water team have maintained water testing. The water level at the dam has risen to 95.7% with the rain we have had.

STP Site Base Management Plan will be also designed, along with water analysis which will be done with the water operators.

Landfill & recycling

At the landfill, we are maintaining pushing up the rubbish.

The new recycle precinct is currently being designed, Carrie from Department of Environment and Science was on island during February. The new design submitted by DES is attached. Council will be asked to decide on the plans, shortly.



Health & animal management

Graham from Tropical vets was here from the 3rd to the 6th of February during his visit he de-sexed 34 dogs and 6 cats, everyone involved did a great job.

We have started the flea, tick and worming treatments, and the new holding pound has arrived, Queensland health is helping council with funding to complete the project, fencing, water and sewer, so to the new pound and enclose the vet area, as per the plan above.

Upcoming Projects

- Laydown and washdown areas at the batching plant (DES are looking at it)
- Water plant upgrades, (starting design and specifications)
- Dump upgrades (waiting on DES)
- Drainage upgrades around the football field and workshop (waiting on approvals)

FINANCIAL & RESOURCE IMPLICATIONS

All Engineering projects are operating within allocated 2024/25 budgets.

RECOMMENDATION

That Council receive and note the Engineering division report for February 2025.

20 GENERAL BUSINESS

Nil

21 CONFIDENTIAL REPORTS

Nil

22 NEXT MEETING

23 CLOSURE